



Pawnee County, KS

Community Health Needs Assessment Round #2



May 2015

VW Research & Development, LLC
Olathe, KS

Community Health Needs Assessment

Table of Contents

I. Executive Summary

II. Methodology

- a) CHNA Scope & Purpose
- b) Local Collaborating CHNA parties (The identity of any and all organizations with which the organization collaborated and third parties that engaged to assist with the CHNA)
- c) CHNA & Town Hall Research Process (A description of the process & methods used to conduct the CHNA, a description of how the organization considered the input of persons representing the community, and an explanation of the process / criteria used in prioritizing such needs)
- d) Community Profile (A description of the community served by the facility and how the community was determined)

III. Community Health Status

- a) Town Hall CHNA Findings: Areas of Strengths & Areas to Change and/or Improve
- b) County Health Area of Future Focus (A prioritized description of all of the community needs identified by the CHNA)
- c) Historical Health Statistics

IV. Inventory of Existing County Health Resources

- a) A description of the existing health care facilities and other resources within the community available to meet the needs identified through the CHNA

V. Detail Exhibits

- a) Patient Origin & Access to Care
- b) Town Hall Attendees, Notes & Feedback (Who attended with qualifications)
- c) Public Notice & News
- d) Primary Research Detail *Shaded lines note IRS requirements*

I. Executive Summary

[VVV Research & Development, LLC]

I. Executive Summary

Pawnee County, KS - 2015 Community Health Needs Assessment (CHNA) Round #2

Creating healthy communities requires a high level of mutual understanding and collaboration among community leaders. The development of this assessment brings together community health leaders and providers, along with local residents, to research and prioritize county health needs and document community health delivery successes. This health assessment will serve as the foundation for community health improvement efforts for the next three years. The last CHNA for Pawnee County, KS was published in May of 2012. (Note: The Patient Protection and Affordable Care Act (ACA) require not-for-profit hospitals to conduct a CHNA every three years and adopt an implementation strategy to meet the needs identified by the CHNA). This assessment was coordinated and produced by WV Research & Development, LLC (Olathe, Kansas) under the direction of Vince Vandehaar, MBA.

Important CHNA benefits for both the local hospital and health department, as well as for the community, are as follows: 1) Increases knowledge of community health needs and resources 2) Creates a common understanding of the priorities of the community's health needs 3) Enhances relationships and mutual understanding between and among stakeholders 4) Provides a basis upon which community stakeholders can make decisions about how they can contribute to improving the health of the community 5) Provides rationale for current and potential funders to support efforts to improve the health of the community 6) Creates opportunities for collaboration in delivery of services to the community and 7) Provides guidance to the hospital and local health department for how they can align their services and community benefit programs to best meet needs.

Town Hall "Community Health Strengths" cited for Pawnee Valley Community Hospital's Primary Service Area are as follows:

Pawnee County KS - Community Health "Strengths"			
#	Topic	#	Topic
1	Access to Exercise	14	Hospital Services and Access
2	Active Minister Alliance	15	Hospital Staff
3	Ambulance Service	16	Outpatient Services
4	Better Imaging and Lab	17	Physical Therapy
5	Clinic Access	18	Positive Collaboration between Stakeholders
6	Community Garden	19	Public Health
7	Community Involvement	20	Quality Law Enforcement
8	Community Leadership	21	Safe Environment
9	Excellent Fire Department	22	School Health
10	Four Young Family Doctors Under 50	23	Sleep Lab
11	Good Food Pantry	24	Visiting Specialists
12	Good Regional Relationship	25	Youth Recreation Activities
13	Good School System		

Town Hall "Community Health Changes and/or Improvements Ranking" cited for Pawnee Valley Community Hospital's Primary Service Area are as follows:

Town Hall Community Health Needs Priorities (63 Attendees)				
#	2015 Health Needs to Change and/or Improve	Votes	%	Accum
1	Build / Develop Exercise Facilities	37	22.8%	22.8%
2	Expand Oncology Treatment	25	15.4%	38.3%
3	Improve Air Quality (Feed Lot)	20	12.3%	50.6%
4	Reduce Drug/Alcohol Abuse	20	12.3%	63.0%
5	Provide Healthy Food Options	14	8.6%	71.6%
6	Increase Access to Home Health/Hospice	11	6.8%	78.4%
7	Offer Nursing Home - Dementia Services	11	6.8%	85.2%
Total Town Hall Votes		162	100.0%	
Note: Other items receiving votes: Add Specialists, Public Transportation, Wellness Options, Dental Care, Mental Health, Awareness of Healthcare Services, Childcare Options				

Key Community Health Needs Assessment Conclusions from secondary research for Pawnee Valley Community Hospital's Primary Service Area are as follows:

KS HEALTH RANKINGS: According to the 2014 RWJ County Health Rankings study, Pawnee County's highest State of Kansas rankings (of 105 counties) were in Health Outcomes, Morbidity, Mortality and Health Behaviors.

- TAB 1: Pawnee County has a population of 6,971 residents as of 2013. 18.7% of Pawnee County's population consists of the elderly (65+), and 31.5% percent of these elderly people (65+) are living alone. The percent of Hispanics and Latinos in Pawnee County is 7.2%. 22% percent of children in Pawnee County live in single-parent households. The percent of people living below the poverty level is 6.3%. The percent of people with limited access to healthy foods is 5%.
- TAB 2: Pawnee County per capita income equals \$21,793. The median value of owner-occupied housing units is \$70,800, lower than the Kansas rural norm of \$75,775. The percent of unemployed workers in the civilian labor force in Pawnee County is 3.2%. The percent of solo drivers with a long commute is 12.0%.
- TAB 3: In Pawnee County, 41.9% (2012-2013) of students are eligible for the free or reduced lunch program. Within the county, Larned High School's graduation rate is 90.8%, while Pawnee Heights High School's graduation rate is 100% for 95.4% graduation rate – 5 year adjusted. Westside School, part of the Larned Juvenile Correctional Facility at the Larned State Complex, has a graduation rate of 50%. The percent of persons (25+) with a Bachelor's degree or higher in Pawnee County is 23.3%.

- TAB 4: The percent of births where prenatal care began in the first trimester in Pawnee County is 75.9%. The percent of births with low birth weights is 7.3%. The average monthly WIC participation rate in Pawnee County is 33.3%, higher than the Kansas rural average of 20.9%. The average monthly WIC participation in Pawnee County is 25.4%, higher than the Kansas rural norm. 40.3% of births are occurring to unmarried women, higher than the Kansas rural norm of 31.3%.
- TAB 5: The ratio of the population in Pawnee County to primary care physicians is 2,412. The injury hospital admission rate (893) in Pawnee County is much lower than the Kansas rural norm of 691.
- TAB 6: The depression rate for the Medicare population in Pawnee County is 16.5%. The percent of alcohol-impaired driving deaths in Pawnee County (31.3%) are lower than the Kansas rural norm of 36.4%. The percentage of people in Pawnee County with inadequate social support is higher than the Kansas rural norm.
- TAB 7: The adult obesity rate in Pawnee County is 35%. The percent of people in Pawnee County who are physically inactive is 29% per 2014 RWJ County Health Rankings. The rate of sexually transmitted infections in Pawnee County of 200 is lower than the Kansas rural norm of 369. Diabetes in the Medicare population is 27.6% and Alzheimer's disease or Dementia in the Medicare population is 9.7%.
- TAB 8: The uninsured adult population rate in Pawnee County is 15.6%, lower than the Kansas rural norm of 17.4%.
- TAB 9: The age-adjusted years of potential life lost due to traffic injury in Pawnee County is 2139, much higher than the Kansas rural average of 1541. The mortality rate in Pawnee County is 55 per 100,000. The age-adjusted suicide mortality rate (including the Larned State Campus which includes the Larned Correctional Mental Health Facility, the Larned Juvenile Correctional Facility and the Larned State Hospital) per 100,000 in Pawnee County is now 30, higher than the Kansas rural norm of 14.
- TAB 10: The percentage of infants fully immunized at 24 months in Pawnee County is 88.8%, higher than KS rural norm of 78.6%. The percent of diabetic screenings per 2014 RWJ County Health Rankings in Pawnee County is 81%. From tabulated PCHD findings, Pawnee County 2014 Flu Vaccination rate is 22%.

Key 2015 Community Feedback Conclusions:

As seen below, the community still senses a health need for Wellness Options, Public Awareness of available health services, OB service offerings, mental health / counselling and cancer services.

CHNA Round #2 Feedback 2015 - Pawnee Co, KS					
From our last Community Health Needs Assessment (2012), a number of health needs were identified as a priority. Are any of these 2012 CHNA needs still an "ongoing problem" in our community?					
Answer Options	Not a problem anymore	Somewhat of a Problem	Still a Problem	Response Count	Most Pressing Rank
Wellness Options	86	92	37	215	3
Public Awareness of HC	108	93	14	215	10
Mental Health / Counseling	43	114	50	207	2
Public Transportation for	79	98	34	211	7
Cancer Services	46	110	51	207	1
Nutritional Education	94	85	27	206	9
Home Health / Hospice options	102	86	15	203	8
Dental Services for Uninsured	45	89	67	201	5
OB Services	33	101	76	210	4
Healthy Eating Options	69	97	45	211	6

II. Methodology

[VVV Research & Development, LLC]

II. Methodology

a) Scope and Purpose

The new federal Patient Protection and Affordable Care Act requires that each registered 501(c)3 hospital conduct a Community Health Needs Assessment (CHNA) at least once every three years and adopt a strategy to meet community health needs. Any hospital who has filed a 990 is required to conduct a CHNA. IRS Notice 2011-52 was released in late fall of 2011 to give notice and request comments.

JOB #1: Meet/Report IRS 990 Required Documentation

1. A description of the community served by the facility and how the community was determined;
2. A description of the process and methods used to conduct the CHNA;
3. The identity of any and all organizations with which the organization collaborated and third parties that it engaged to assist with the CHNA;
4. A description of how the organization considered the input of persons representing the community (*e.g., through meetings, focus groups, interviews, etc.*), who those persons are, and their qualifications;
5. A prioritized description of all of the community needs identified by the CHNA and an explanation of the process and criteria used in prioritizing such needs; and
6. A description of the existing health care facilities and other resources within the community available to meet the needs identified through the CHNA.

Section 501(r) provides that a CHNA must take into account input from persons who represent the broad interests of the community served by the hospital facility, including individuals with special knowledge of or expertise in public health. Under the Notice, the persons consulted must also include: Government agencies with current information relevant to the health needs of the community and representatives or members in the community that are medically underserved, low-income, minority populations, and populations with chronic disease needs. In addition, a hospital organization may seek input from other individuals and organizations located in or serving the hospital facility's defined community (*e.g., health care consumer advocates, academic experts, private businesses, health insurance and managed care organizations, etc.*).

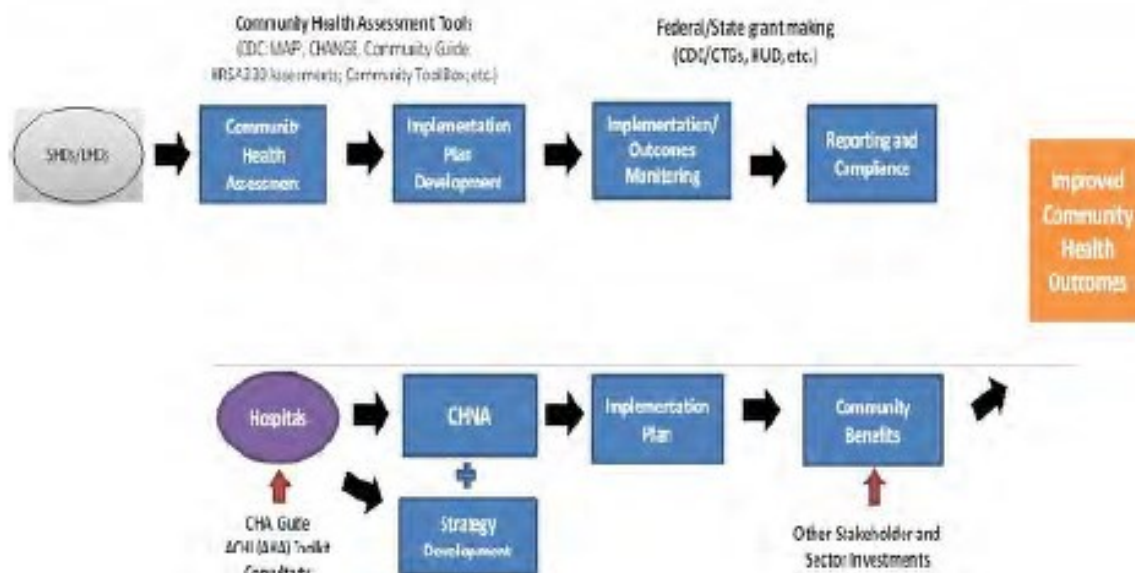
JOB #2: Making a CHNA Widely Available to the Public

The Notice provides that a CHNA will be considered to be "conducted" in the taxable year that the written report of the CHNA findings is made widely available to the public. The Notice also indicates that the IRS intends to pattern its rules for **making a CHNA "widely available to the public"** after the rules currently in effect for Form 990. Accordingly, an organization would make a **facility's written report** widely available by posting the final report on its website either in the form of (1) the report itself, in a readily accessible format or (2) a link to another organization's website, along with instructions for accessing the report on that website. *The Notice clarifies that an organization must post the CHNA for each facility until the date on which its subsequent CHNA for that facility is posted.*

JOB #3: Adopt an Implementation Strategy by Hospital

Section 501(r) requires a hospital organization to adopt an implementation strategy to meet the needs identified through each CHNA. The Notice defines an "implementation strategy" as a written plan that addresses each of the needs identified in a CHNA by either (1) describing how the facility plans to meet the health need or (2) identifying the health need as one that the facility does not intend to meet and explaining why the facility does not intend to meet it. A hospital organization may develop an implementation strategy in collaboration with other organizations, which must be identified in the implementation strategy. As with the CHNA, a hospital organization that operates multiple hospital facilities must have a separate written implementation strategy for each of its facilities.

Great emphasis has been given to work hand-in-hand with leaders from both hospitals and the local county health department. A common approach has been adopted to create the CHNA, leading to aligned implementation plans and community reporting.



IRS Notice 2011-52 Overview

Notice and Request for Comments Regarding the Community Health Needs Assessment Requirements for Tax-exempt Hospitals

Applicability of CHNA Requirements to "Hospital Organizations"

The CHNA requirements apply to "hospital organizations," which are defined in Section 501(r) to include (1) organizations that operate one or more state-licensed hospital facilities, and (2) any other organization that the Treasury Secretary determines is providing hospital care as its principal function or basis for exemption.

How and When to Conduct a CHNA

Under Section 501(r), a hospital organization is required to conduct a CHNA for each of its hospital facilities once every three taxable years. *The CHNA must take into account input from persons representing the community served by the hospital facility and must be made widely available to the public. The CHNA requirements are effective for taxable years beginning after March 23, 2012.* As a result, a hospital organization with a June 30 fiscal year end must conduct an initial CHNA for each of its hospital facilities by June 30, 2013, either during the fiscal year ending June 30, 2015 or during either of the two previous fiscal years.

Determining the Community Served

A CHNA must identify and assess the health needs of the community served by the hospital facility. Although the Notice suggests that geographic location should be the primary basis for defining the community served, it provides that the organization may also take into account the target populations served by the facility (e.g., children, women, or the aged) and/or the facility's principal functions (e.g., specialty area or targeted disease). *A hospital organization, however, will not be permitted to define the community served in a way that would effectively circumvent the CHNA requirements (e.g., by excluding medically underserved populations, low-income persons, minority groups, or those with chronic disease needs).*

Persons Representing the Community Served

Section 501(r) provides that a CHNA must take into account input from **persons who represent the broad interests of the community** served by the hospital facility, including individuals with special knowledge of or expertise in public health. Under the Notice, the persons consulted must also include: (1) government agencies with current information relevant to the health needs of the community and (2) representatives or members of medically underserved, low-income, and minority populations, and populations with chronic disease needs, in the community. In addition, a hospital organization may seek input from other individuals and organizations located in or serving the hospital facility's defined community (e.g., health care consumer advocates, academic experts, private businesses, health insurance and managed care organizations, etc.).

Required Documentation

The Notice provides that a hospital organization will be required to separately document the CHNA for each of its hospital facilities in a **written report** that includes the following information: 1) a description of the community served by the facility and how the community was determined; 2) a description of the process and methods used to conduct the CHNA; 3) the identity of any and all organizations with which the organization collaborated and third parties that it engaged to assist with the CHNA; 4) a description of how the organization considered the input of persons representing the community (e.g., through meetings, focus groups, interviews, etc.), who those persons are, and their qualifications; 5) a prioritized description of all of the community needs identified by the CHNA and an explanation of the process and criteria used in prioritizing such needs; and 6) a description of the existing health care facilities and other resources within the community available to meet the needs identified through the CHNA.

Making a CHNA Widely Available to the Public

The Notice provides that a CHNA will be considered to be "conducted" in the taxable year that the written report of the CHNA findings is made widely available to the public. The Notice also indicates that the IRS intends to pattern its rules for making a CHNA "widely available to the public" after the rules currently in effect for Forms 990. *Accordingly, an organization would make a facility's written report widely available by posting on its website either (1) the report itself, in a readily accessible format, or (2) a link to another organization's website, along with instructions for accessing the report on that website. The Notice clarifies that an organization must post the CHNA for each facility until the date on which its subsequent CHNA for that facility is posted.*

How and When to Adopt an Implementation Strategy

Section 501(r) requires a hospital organization to adopt an implementation strategy to meet the needs identified through each CHNA. The Notice defines an "implementation strategy" as a written plan that addresses each of the needs identified in a CHNA by either (1) describing how the facility plans to meet the health need, or (2) identifying the health need as one that the facility does not intend to meet and explaining why the facility does not intend to meet it. A hospital organization may develop an implementation strategy in collaboration with other organizations, which must be identified in the implementation strategy. As with the CHNA, a hospital organization that operates multiple hospital facilities must have a separate written implementation strategy for each of its facilities.

Under the Notice, an implementation strategy is considered to be "adopted" on the date the strategy is approved by the organization's board of directors or by a committee of the board or other parties legally authorized by the board to act on its behalf. Further, the formal adoption of the implementation strategy must occur by the end of the same taxable year in which the written report of the CHNA findings was made available to the public. For hospital organizations with a June 30 fiscal year end, that effectively means that the organization must complete and appropriately post its first CHNA no later than its fiscal year ending June 30, 2013, and formally adopt a related implementation strategy by the end of the same tax year. *This final requirement may come as a surprise to many charitable hospitals, considering Section 501(r) contains no deadline for the adoption of the implementation strategy.*

Year 2015 - IRS and Treasury Finalize Patient Protection Rules for Tax-

Exempt Hospitals ACCOUNTING TODAY 1/2/15

The Internal Revenue Service and the Treasury Department have issued **final regulations** under the Affordable Care Act to protect patients in tax-exempt hospitals from aggressive debt collection practices and to provide other rules for charitable hospitals.

Under the **final regulations**, each Section 501(c)(3) hospital organization is required to meet four general requirements on a facility-by-facility basis: establish written financial assistance and emergency medical care policies; limit the amounts charged for emergency or other medically necessary care to individuals eligible for assistance under the hospital's financial assistance policy; make reasonable efforts to determine whether an individual is eligible for assistance under the hospital's financial assistance policy before engaging in extraordinary collection actions against the individual; and conduct a community health needs assessment, or CHNA, and adopt an implementation strategy at least once every three years. The first three requirements are effective for tax years beginning after March 23, 2010 and the CHNA requirements are effective for tax years beginning after March 23, 2012.

The ACA also added a new Section 4959, which imposes an excise tax for failure to meet the CHNA requirements, and added reporting requirements. These final regulations provide guidance on the entities that must meet these requirements, the reporting obligations relating to these requirements and the consequences for failing to satisfy the requirements. "Charitable hospitals represent more than half of the nation's hospitals and play a key role in improving the health of the communities they serve," wrote Emily McMahon, Deputy Assistant Secretary for Tax Policy at the U.S. Department of the Treasury, in a **blog post** Monday explaining the requirements. "But reports that some charitable hospitals have used aggressive debt collection practices, including allowing debt collectors to pursue collections in emergency rooms, have highlighted the need for clear rules to protect patients. For hospitals to be tax-exempt, they should be held to a higher standard. That is why the Affordable Care Act included additional consumer protection requirements for charitable hospitals, so that patients are protected from abusive collections practices and have access to information about financial assistance at all tax-exempt hospitals."

She noted that as a condition of their tax-exempt status, charitable hospitals must take an active role in improving the health of the communities they serve, establish billing and collections protections for patients eligible for financial assistance, and provide patients with the information they need to apply for such assistance. "These final rules adopt the same framework of proposed regulations but simplify the compliance process for charitable hospitals, while

continuing to provide meaningful guidance on protections for patients and requirements to assess community health needs," she added.

Under the new rules, hospitals cannot charge individuals eligible for financial assistance more for emergency or other medically necessary care than the amounts generally billed to patients with insurance (including Medicare, Medicaid, or private commercial insurance). In addition, every tax-exempt hospital must establish and widely publicize a financial assistance policy that clearly describes to patients the eligibility criteria for obtaining financial assistance and the method for applying for financial assistance.

Charitable hospitals are also prohibited from engaging in certain collection methods (for example, reporting a debt to a credit agency or garnishing wages) until they make reasonable efforts to determine whether an individual is eligible for assistance under the hospital's financial assistance policy.

In addition, each charitable hospital need to conduct and publish a community health needs assessment at least once every three years and disclose on the tax form that it files on an annual basis the steps it is taking to address the health needs identified in the assessment.

Many of the requirements have been in place since the Affordable Care Act passed in 2010, but in response to comments on the proposed regulations, the final rules also expand access to translations for patients, by lowering the threshold for having translations of financial assistance policies available from 10 percent of the community served as proposed, to five percent of the community served or population expected to be encountered by the hospital facility, or 1000 persons, whichever is less, according to McMahon. "The final rules also revise the notification requirements to maintain important protections for patients while making it easier for hospitals to comply with them," she wrote. "General notifications regarding a hospital's financial assistance policy must appear on bills and in the hospital. However, individual written and oral notifications of the hospital's financial assistance policy are now only required when a hospital plans to use extraordinary collections actions, such as reporting a debt to a credit bureau, selling the debt to a third party or garnishing wages."

While charitable hospitals must continue to make a good-faith effort to comply, the rules provide charitable hospitals with time to fully update their policies and programming to implement the changes. But if a charitable hospital fails to meet the consumer protection provisions required by the law, the hospital could have its tax-exempt status revoked. If a hospital fails to properly conduct a community health needs assessment or adopt an implementation strategy, an excise tax will apply, McMahon noted. "However, if a hospital fails to meet a requirement, but the failure is neither willful nor egregious, the hospital can correct and publicly disclose the error to have it excused, thus avoiding revocation of tax-exempt status, but the excise tax would still apply," she wrote.

II. Methodology

b) Collaborating CHNA Parties

Working together to improve community health takes collaboration. Listed below is an in depth profile of the local hospital and Health Department CHNA partners:

Pawnee Valley Community Hospital Profile

923 Carroll Ave, Larned, KS 67550

Administrator: John Hughes

History: Pawnee Valley Community Hospital – Pawnee County, formerly St. Joseph Memorial Hospital, was operated under the Catholic Health Initiatives as an off-branch of Central Kansas Medical Center until 2010. In March of 2010, the hospital official signed a 5-year partnership agreement with Hays Medical Center. The facility remains county owned including the building and all assets of the hospital. After the partnership agreement went into effect, the hospital was able to re-open it's swing bed program, physical therapy and respiratory therapy departments. In June 2013, Pawnee Valley Community Hospital moved into its replacement hospital building where they have continued to expand services including the Pat Young Imaging Center with a 64-slice CT Scanner, Nuclear Camera and MRI; physical therapy, surgery, PICC Lines and a high complexity lab. The Pawnee Valley Medical Associates clinic has also come under the PVCH umbrella of services. Currently, Pawnee Valley Community Hospital is a critical access hospital with 25-beds and 24 hour emergency service.

Mission Statement: Pawnee Valley Community Hospital will be the best Critical Access Hospital in rural America.

Vision Statement: To improve the quality of life for the communities we serve through exceptional healthcare and service excellence.

Pawnee Valley Community Hospital offers the following services to its community:

- | | |
|--------------------------------|----------------------------------|
| - Emergency Care | - Wide Bore Short-Tube MRI |
| - Specialized Nursing Services | - PT / OT / ST |
| - Acute & Skilled Nursing | - Respiratory & Cardio Rehab |
| - Colonoscopies | - Accredited Sleep & Diag Center |
| - Cataract Surgery | - EEG |
| - PICC Lines | - Cardiac and Pulmonary Rehab |
| - High Complexity Laboratory | - Cardiac Nuclear Stress Testing |
| - Digital Mammography | - Lymphedema Therapy |
| - 64 Slice Low Dose CT Scanner | - Case Management |
| - X-Ray | - Medical Records |
| - Ultra Sound | - Nutrition Services |
| - Bone Density (Dexascan) | - Educational Opportunities |

Note: Pawnee Valley Community Hospital works closely with its community partners, along with Hays Medical Center, to identify the needs of the citizens, as defined by the citizens themselves and the organizations that address the concerns.

Pawnee County Health Department Profile

715 Broadway St, Larned, KS 67550

Administrator / Health Officer: Robin Rziha, RN, IBCLC / Cheryl Hoberecht, RN

Medical Consultant: David Sanger, MD

Phone: 620-285-6963 or 800-211-4401

Regional District Office: SC **Trauma Region:** SC

The Pawnee County Health Department is open Monday, Wednesday, Thursday, and Friday from 8:30 am to 5:00 pm, and Tuesdays from 1:00 pm to 5:00 pm. In March of 2012 the Pawnee County Health Department made a presentation at the County Commission meeting on the "Incredible Years Parenting Program." " They are also making improvements with the capacity to deliver the core functions and 10 Essential Public Health Services." Pawnee County Health Department is currently working towards accreditation.

Mission: To provide health services that will assist Pawnee County citizens to prevent disease, maintain health, and promote wellness.

Offerings: Tuberculosis testing, consultations, prophylactic treatment, consultation and investigation of communicable diseases, HIV and STD counseling and testing, HIV education and prevention, physical exams, developmental evaluations, laboratory tests, vision and hearing screenings, and child care evaluations & licensing. Nail care clinics. Assistance with applications for Medicaid insurance (Healthy Wave) for low cost or no cost health insurance for families with children. Monthly Diabetic support meetings.

Health Screening Clinics: Blood pressure, hearing, urine, health counseling, hemoglobin (anemia), and weight checks. Outreach clinics at senior centers.

Immunizations: Infant, adolescent and adult vaccines provided. Annual influenza vaccinations. Pneumonia and Zostavax vaccine. Foreign travel vaccines.

Family Planning Services: Annual exams, breast exams, pap smears, birth control, well woman exams, cervical and breast cancer screenings, diagnosis and treatment of vaginal infections, pregnancy testing, and infertility referrals. Pre-conception counseling.

Maternal and Child Health Services: Assure early and regular prenatal care through early referral assistance. Social worker, nutritionist and registered nurse team to assist with education and use of resources. Newborn home visits by registered nurse, Healthy Start home visitors and parenting classes. Breastfeeding education, resources and retail store for breastfeeding equipment purchase or loan.

WIC (Women, Infant and Child): Birth up to 5 years of age, pregnant, breastfeeding and post-partum women and children are eligible. Nutrition education and provision of healthy supplemental foods. International Board Certified Lactation Consultants available.

Farmworker program: Case manage access to health care for qualified individuals.

II. Methodology

b) Collaborating CHNA Parties Continued

Consultant Qualifications



VWV Research & Development, LLC

Company Profile: 601 N. Mahaffie, Olathe, KS 66061 (913) 302-7264

VINCE VANDEHAAR, MBA

Principal Consultant & Owner of VWV Research & Development, LLC

VWV Research & Development, LLC was incorporated on May 28th, 2009. With over 30 years of business & faculty experience in helping both providers, payors, and financial service firms obtain their strategic planning and research & development needs, Vince brings in-depth health industry knowledge, research aptitude, planning expertise and energy. VWV Research & Development services are organized, formal processes of listening to the voice of the customer. Vince started his consulting business after working for Saint Luke's Health System (SLHS) of Kansas City for 16 years. *(Note: Saint Luke's Hospital of Kansas City, SLHS's largest hospital, won the Malcolm Baldrige National Quality Award in March of 2003. The Baldrige examiners cited Vince's department as "Best Practice" in the areas of customer satisfaction, market research and evaluation efforts <Kansas City Star 3/10/04>).*

VWV Research & Development, LLC consultants have in-depth experience helping hospitals work with local Health Departments to engage community residents & leaders to identify gaps between existing health community resources & needs and construct detailed strategies to meet those needs - while still adhering to the hospital's mission and budget. Over the past 20 years, Vandehaar has completed 8 comprehensive Baldrige aligned Community Health Needs Assessments for Saint Luke's of Kansas City System facilities (3 campuses) and was contracted to conduct 2 additional independent Dept. of Health consulting projects (prior to IRS 990 regs). To date, VWV has completed 39 CHNA IRS aligned assessments for Kansas, Iowa and Missouri hospitals & Health Departments.

Vince Vandehaar, MBA is actively involved in the Kansas City community. He is a member the Greater Kansas City Employee Benefits Association, the Society for Healthcare Strategy & Market Development, the American Marketing Association Kansas City Chapter and Co-Chair of the AMA Kansas City Healthcare Special Interest Group. In addition to these roles, from 2000 to 2008, Vince served as the state chairman for MHA's Data Committee and was a member of KHA's Data Taskforce.

Collaborating Consultants

Alexa Backman, MBA 2015 - VWV Research & Development, LLC

Lead Planning & Marketing Analyst

II. Methodology

c) CHNA & Town Hall Research Process

Our Community Health Needs Assessment process began in December of 2014. At that time an inquiry by Hays Medical Center (Hays, KS) to all NW KS Health Alliance Network member hospitals was communicated to explore the possibility of a "group buy" to meet IRS CHNA requirements. (Note: Most NW KS Alliance Network hospitals work closely with Hays Medical Center to provide onsite IT, Telemedicine, Mobile Radiology and Bio-Medical services. In addition, many Hays based specialists will travel to neighboring counties to provide visiting outreach clinics).

In late December of 2014 a meeting was called (hosted) by Hays Medical to learn more from the NW Alliance members (24) regarding their CHNA needs and to review the possible CHNA collaborative options. VVV Research & Development, LLC from Olathe, KS was asked to facilitate this discussion with the following agenda: VVV Research CHNA experience, review CHNA requirements (regulations) and discuss CHNA steps/options to meet IRS requirements and to discuss the next steps.

VVV CHNA Deliverables:

- Uncover/Document basic secondary research – health of county (Organized by 10 TABS)
- Conduct Town Hall meeting to discuss secondary data and uncover/prioritize county health needs
- Conduct & Report CHNA primary Research (valid N) – if elected by client
- Prepare & publish IRS-aligned CHNA report to meet requirements

VW CHNA Pawnee Valley Community Hospital Work Plan

Project Timeline & Roles 2015

Step	Date (Start-Finish)	Lead	Task
1	12/11/2014	VW	Hold kickoff Northwest Alliance review.
2	1/1/2015	Hosp	Select CHNA Option A/B/C. Approve (sign) VW CHNA quote.
3	1/20/2015	VW	Send out REQCommInvite Excel file. Hosp & Hlth Dept to fill in PSA stakeholders names/address/e-mail.
4	1/20/2015	VW	Request Hosp client to send KHA PO reports (PO101, 103 and TOT223E) to document service area for FFY 11, 12 and 13. In addition, request Hosp to complete 3 year historical PSA IP/OP/ER/Clinic patient origin file (Use ZipPSA_3yrPOrigin.xls).
5	On or Before 1/28/15	VW	Prepare CHNA Round#2 stakeholder feedback "online link." Send text link for Hosp review.
6	On or Before 1/28/2015	VW / Hosp	Prepare/send out PR story to local media announcing upcoming CHNA work (general story). Hosp to place.
7	2/2/2015	VW	Launch/conduct online survey to stakeholders: Hosp will e-mail invite to participate to all stakeholders.
9	2/11/2015	VW / Hosp	Prepare/send out PR story to local media CHNA survey announcing "online CHNA Round #2 feedback." Request public to participate.
10	On or Before 2/15/2015	VW	Assemble & complete secondary research - Find/populate 10 TABS. Create Town Hall Ppt for presentation.
11	2/18/2015	Hosp	Prepare/send out community Town Hall invite letter and place local ad.
12	2/18/2015	VW / Hosp	Prepare/send out PR story to local media announcing upcoming Town Hall. VW will mock-up PR release to media sources.
13	3/6/2015	All	Conduct conference call (time TBD) with Hosp/Public Hlth to review Town Hall data/flow.
14	3/12/2015	VW	Conduct CHNA Town Hall. Lunch 11:30-1pm at Glory Be. Review & discuss basic health data plus rank health needs.
15	On or Before 4/30/15	VW	Complete analysis - release draft 1- seek feedback from leaders (Hosp & Hlth Dept).
16	On or Before 5/31/15	VW	Produce & release final CHNA report. Hosp will post CHNA online (website).
17	On or Before 5/31/15	Hosp	Conduct client implementation plan PSA leadership meeting.
18	30 Days Prior to End of Hospital Fiscal Year	Hosp	Hold board meetings discuss CHNA needs, create & adopt an implementation plan. Communicate CHNA plan to community.

To meet IRS aligned CHNA requirements, a four-phase methodology was reviewed and approved as follows:

Phase I – Discovery:

Conduct a 30 minute conference call with CHNA hospital client and County Health Department. Review / confirm CHNA calendar of events, explain / coach client to complete required participants database and schedule / organize all Phase II activities.

Phase II – QUALIFY Community Need:

A) Conduct secondary research to uncover the following historical community health status for PSA. Use Iowa Hospital Association (IHA), Vital Statistics, Robert Woods Johnson County Health Rankings, etc. to document "current state" of county health organized as follows:

TAB 1. Demographic Profile
TAB 2. Economic/Business Profile
TAB 3. Educational Profile
TAB 4. Maternal and Infant Health Profile
TAB 5. Hospitalization / Providers Profile
TAB 6. Behavioral Health Profile
TAB 7. Risk Indicators & Factors
TAB 8. Uninsured Profile
TAB 9. Mortality Profile
TAB 10. Preventative Quality Measures

B) Gather historical primary research to uncover public health needs, practices and perceptions for hospital primary service areas.

Phase III – QUANTIFY Community Need:

Conduct 90 minute Town Hall meeting with required county PSA residents. (Note: At each Town Hall meeting, CHNA secondary data will be reviewed, facilitated group discussion will occur, and a group ranking activity to determine the most important community health needs will be administered).

Phase IV - Complete data analysis & create comprehensive Community Health Needs Assessment:

Post CHNA report findings to meet IRS CHNA criteria.

After consideration of CHNA stakeholders (sponsoring hospital & local health department) the CHNA Basic option was selected with the following project schedule:

Phase I: Discovery.....	January 2015
Phase II: Secondary / Primary Research.....	Jan - Feb 2015
Phase III: Town Hall Meeting.....	March 12, 2015
Phase IV: Prepare / Release CHNA report.....	May 2015

Detail CHNA Development Steps Include:

Steps to Conduct Community Health Needs Assessment	
	Development Steps
Step # 1 Commitment	<i>Determine interest level of area healthcare leaders (Hospital, Health Dept, Mental Health Centers, Schools, Churches, Physicians etc), hold community meeting.</i>
Step # 2 Planning	<i>Prepare brief Community Health Needs Assessment Plan - list goals, objectives, purpose, outcome, roles, community involvement, etc. Hold Community Kick-off meeting.</i>
Step # 3 Secondary Research	<i>Collect & Report Community Health Published Facts. Gather data health practice data from published secondary research sources i.e. census, county health records, behavioral risk factors surveillance, etc.</i>
Step # 4a Primary Research	<i>Conduct Community Roundtable (Qualitative Research). Review Secondary Research (Step3) with Community Stakeholders. Gather current opinions and identify health needs.</i>
Step # 4b Primary Research <Optional>	<i>Collect Community Opinions. (Quantitative Research). Gather current opinions (Valid sample size) regarding community health needs and healthcare practices. If appropriate, conduct Physician Manpower Assessment to determine FTE Physician need by specialty.</i>
Steps # 5 Reporting	<i>Prepare/Present comprehensive Community Health Needs Assessment report (to community leaders) with Recommended Actions to improve health. < Note: Formal report will follow IRS Notice 2011-52 regs ></i>
VVV Research & Development, LLC 913 302-7264	

Overview of Town Hall Community Priority Setting Process

Each community has a wealth of expertise to be tapped for CHNA development. For this reason, a town hall is the perfect forum to gather community insight and provide an atmosphere to objectively consensus build and prioritize county health issues.

All Town Hall priority-setting and scoring processes involve the input of key stakeholders in attendance. Individuals and organizations attending the Town Halls were critically important to the success of the CHNA. The following list outlines partners invited to Town Hall: local hospital, public health community, mental health community, free clinics, community-based clinics, service providers, local residents, community leaders, opinion leaders, school leaders, business leaders, local government, faith-based organizations and persons (or organizations serving them), people with chronic conditions, uninsured community members, low income residents and minority groups.

Pawnee Valley Community Hospital's Town Hall was held on Thursday March 12th, 2015 at Glory Be. Vince Vandelaar and Alexa Backman facilitated this 1 ½ hour session with sixty three (63) attendees. (Note: a detail roster of Town Hall attendees is listed in Section V a).

The following Town Hall agenda was conducted:

1. Welcome & Introductions
2. Review Purpose for the CHNA Town Hall and Roles in the Process
3. Present / Review of Historical County Health Indicators (10 TABS)
4. Facilitate Town Hall participant discussion of data (probe health strengths / concerns). Reflect on size and seriousness of any health concerns cited and discuss current community health strengths.
5. Engage Town Hall participants to rank health needs (using 4 dots to cast votes on priority issues). Tally & rank top community health concerns cited.
6. Close meeting by reflecting on the health needs / community voting results. Inform participants on "next steps."

At the end of each Town Hall session, WV encouraged all community members to continue to contribute ideas to both hospital and health department leaders via e-mail or personal conversations.

(NOTE: To review detail Town Hall discussion content, please turn to Section V for detailed notes of session and activity card content reporting of open end comments).

Community Health Needs Assessment Pawnee County, KS Town Hall Meeting on behalf of Pawnee Valley Community Hospital

Vince Vandehaar, MBA
VVV Marketing & Development LLC
Owner and Adjunct Marketing Professor

Olathe, Kansas 66061
vincevandehaar@aol.com

www.vandehaarmarketing.com
913-302-7264

Community Health Needs Assessment (CHNA) Town Hall Discussion Agenda

- I. Opening / Introductions (10 mins)
- II. Review CHNA Purpose & Process (10 mins)
- III. Review Current County "Health Status" --
Secondary Data by 10 TAB Categories
Review Community Feedback Research (35 mins)
- IV. Collect Community Health Perspectives Hold
Community Voting Activity: Determine MOST Important Health
areas. (30 mins)
- V. Close / Next Steps (5 mins)

VVV Marketing & Development INC.

I. Introduction: Background and Experience



Vince Vandehaar MBA,
VVV Marketing & Development INC Principal Consultant, Olathe,
KS 913 302-7264

- > -- Professional Consulting Services: Strategic Planning, Marketing Management, Business Research & Development Focus: Strategy, Research, Deployment
- > -- Over 28 years of experience with Tillghast, BGSBC, Saint Luke's
- Adjunct Professor - Marketing / Health Admin.- 28 years +
- > Webster University (1998 - present)
- > Rockhurst University (2010 - present)

Alexa Backman MBA 2015, VVV Lead Collaborative Analyst

I. Introductions: a conversation with the community. Community members and organizations Invited to CHNA Town Hall

Consumers: Underserved/underserved people, Members of at-risk populations, Parents, caregivers and other consumers of health care in the community, and Consumer advocates.

Community leaders and groups: The hospital organization's board members, local clergy and congregational leaders, Presidents or chairs of clubs or service clubs -- Chamber of Commerce, veterans' organizations, Glee, Rotary, etc., Representatives from businesses -- owners/CEO's of large businesses (local or large corporations with local branches), business people & merchants (e.g., who sell tobacco, alcohol, or other drugs), Representatives from organized labor, Political, appointed and elected officials, Foundations, United Way organizations, and other "community leaders."

Public and other organizations: Public health officials, Directors or staff of health and human service organizations, City/Community planners and development officials, Individuals with business and economic development experience, Welfare and social service agency staff/leading educators, administrators of housing programs, homeless shelters, food banks, family housing and senior housing/education officials and staff, school superintendents, principals and teachers, Public safety officials, Staff from state and area agencies or aging care enforcement agencies, Chiefs of police, Local colleges and universities, Coalitions working on health or other issues.

Other providers: Physicians, Leaders in other not-for-profit health care organizations, such as hospitals, clinics, nursing homes and home-based and community-based services, Leaders from Catholic Charities and other faith-based service providers, Mental health providers, Oral health providers, Health insurers, Faith and congregational nursing programs, Other health professionals.

100%

- ## Town Hall Participation (You)
- ALL attendees welcome to share.
 - Parking Lot
 - There are no right or wrong answers.
 - Only one person speaks at a time.
 - Please give truthful responses.
 - Have a little fun along the way.

- ## II. Purpose: Why conduct Community Health Needs Assessment?
- To determine health-related trends and issues of the community.
 - To understand/evaluate health delivery programs in place.
 - To develop strategies to address unmet health needs.
 - To meet Federal requirements – both local hospital & Health Department.

II. Review CHNA Definition

A Community Health Needs Assessment (CHNA) is a systematic collection, assembly, analysis, and dissemination of information about the health of the community. *<NOTE: Some the data has already been collected (published) by local, state and federal public health organizations. Some data will be collected today.>*

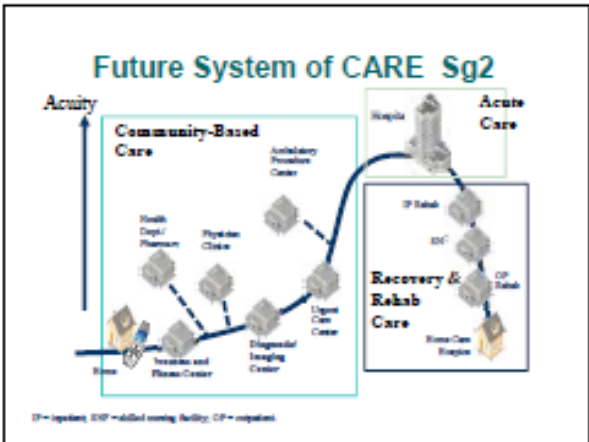
CHNA's role is to identify factors that affect the health of a population and determine the availability of resources to adequately address those factors.

II. Review CHNA Definition

A Community Health Needs Assessment (CHNA) is a systematic collection, assembly, analysis, and dissemination of information about the health of the community. *<NOTE: Some the data has already been collected (published) by local, state and federal public health organizations. Some data will be collected today.>*

CHNA's role is to identify factors that affect the health of a population and determine the availability of resources to adequately address those factors.

Acuity		Acute
--------	---------------------------------------------------------------------------------------	-------



Community Health Needs Assessment
Joint Process: Hospital & Health Department



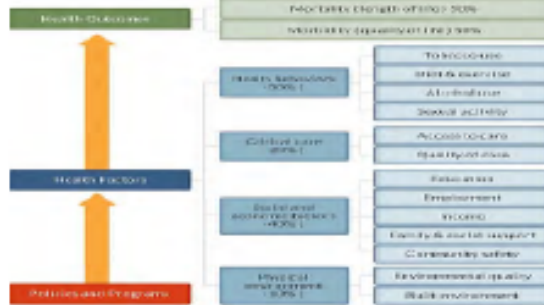
II. Required Written Report IRS 990 Documentation

- a description of the community served
- a description of the CHNA process
- the identity of any and all organizations & third parties which collaborated to assist with the CHNA;
- a description of how the organization considered the input of persons representing the community (e.g., through meetings, focus groups, interviews, etc.), who those persons are, and their qualifications;
- a prioritized description of all of the community needs identified by the CHNA and
- a description of the existing health care facilities and other resources within the community available to meet the needs identified through the CHNA.

III. Review Current County "Health Status" – Secondary Data by 10 TAB Categories plus RWJ State Rankings

TAB 1. Demographic Profile
TAB 2. Economic/Business Profile
TAB 3. Educational Profile
TAB 4. Maternal and Infant Health Profile
TAB 5. Hospitalization / Providers Profile
TAB 6. Behavioral Health Profile
TAB 7. Risk Indicators & Factors
TAB 8. Uninsured Profile
TAB 9. Mortality Profile
TAB 10. Preventative Quality Measures

County Health Rankings Robert Wood
Johnson Foundation & University of WI Health Institute



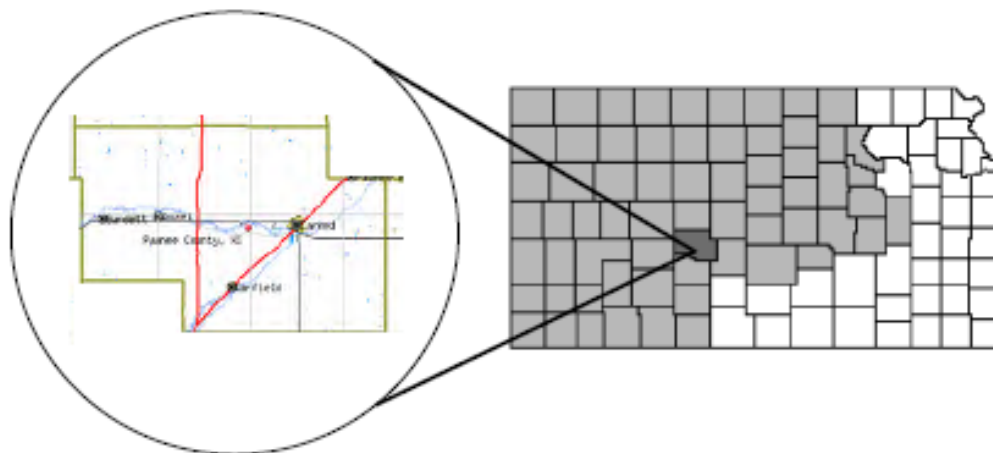
IV. Collect Community Health Perspectives
Ask your opinion. Your thoughts?

- 1) Tomorrow: What is occurring or might occur *that would affect the "health of our community" ?*
- 2) Today: What are the strengths of our community that contribute to health
- 3) Today: Are there healthcare services in your community / neighborhood that you feel need to be improved and / or changed?

II. Methodology

d) Community Profile (A Description of Community Served)

Pawnee County Community Profile



Demographics

The population of Pawnee County was estimated to be 6,916 citizens in 2014, and had a -0.19% change in population from 2010–2014. Pawnee County covers 754 square miles and the area is home to the Pawnee County Courthouse, the Santa Fe Trail Center, Fort Larned National Historical site, and Larned State Hospital¹. The county has an overall population density of 9 persons per square mile. The county is located in Central Western Kansas and the most common industries are education, health and social services, agriculture, forestry, fishing, hunting and mining². The county was founded in 1872 and the county seat is Larned³.

The major highway transportation access to Pawnee County is U.S. Interstate 70, which runs north of the county. Kansas Highway 183 is the major North–South road as well as State Highway 56 that runs diagonal from the south corner to the northeast of the county. Additionally, Highway 156 runs East–West through the center of the county.

¹ <http://kansas.hometownlocator.com/ks/pawnee/>

² http://www.city-data.com/county/Pawnee_County-KS.html

³ <http://www.skyways.org/counties/PN/>

Pawnee County, KS Airports⁴

Name	USGS Topo Map
Larned-Pawnee County Airport	Larned
Rucker Burdett Airport	Burdett

Schools in Pawnee County

Public Schools⁵

Name	Level
Hillside Elementary	Primary
Larned Middle School	Middle
Larned Sr High	High
Northside Elem	Primary
Pawnee Heights Elem / High	K - 12
Phinney Elem	Primary
Westside High	Other/Ungraded

⁴ <http://kansas.hometownlocator.com/features/cultural/class/airport.scfips,20145.cfm>

⁵ <http://kansas.hometownlocator.com/schools/sorted-by-county,n,pawnee.cfm>

Detail Demographic Profile

ZIP	NAME	County	Population:			Households		HH	Per Capita
			Yr2014	Yr2019	Chg	Yr2014	Yr2019	Avg Size	Income 14
67523	Burdett	PAWNEE	309	298	-3.6%	133	129	2.32	\$28,546
67529	Garfield	PAWNEE	339	330	-2.7%	145	142	2.34	\$28,199
67550	Larned	PAWNEE	5929	5948	0.3%	2,224	2,244	2.20	\$20,294
67574	Rozel	PAWNEE	238	229	-3.8%	108	105	2.20	\$30,208
Totals			6,815	6,805	-9.7%	2,610	2,620	2.27	\$26,812

ZIP	NAME	County	Population 2014:			GenY	YR 2014		Females
			Yr2014	POP65p	KIDS<18		MALES	FEMALES	Age20-35
67523	Burdett	PAWNEE	309	63	71	74	158	151	23
67529	Garfield	PAWNEE	339	66	78	77	175	164	24
67550	Larned	PAWNEE	5,929	1,065	1,450	1,708	3,343	2,586	413
67574	Rozel	PAWNEE	238	51	55	56	120	118	18
Totals			6,815	1,245	1,654	1,915	3,796	3,019	478

ZIP	NAME	County	Population 2014:			Hisp	Aver	Hholds	
			White	Black	Amer IN		HH Inc14	Yr2014	HH \$50K+
67523	Burdett	PAWNEE	300	1	2	12	\$66,322	133	67
67529	Garfield	PAWNEE	329	1	2	14	\$65,927	145	75
67550	Larned	PAWNEE	5,216	360	48	496	\$51,920	2,224	873
67574	Rozel	PAWNEE	232	1	1	9	\$66,570	108	54
Totals			6,077	363	53	531	\$250,739	2,610	1,069

Source: ERSA Demographics

III. Community Health Status

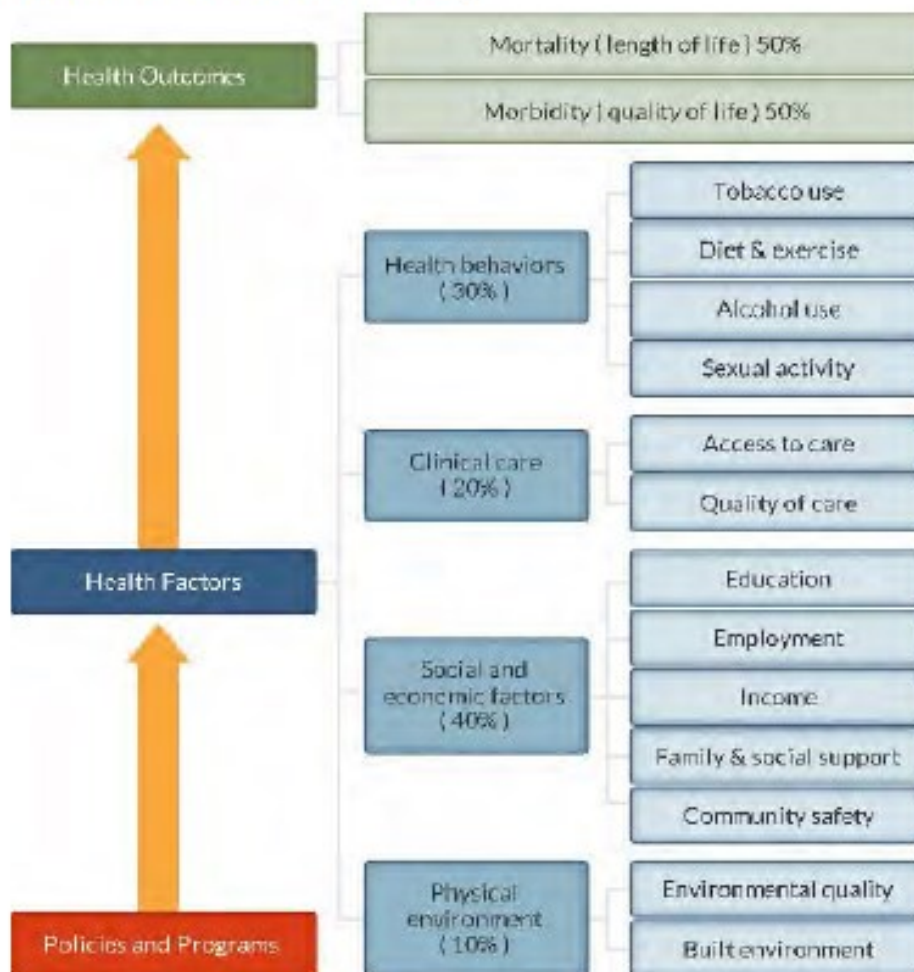
[VVV Research & Development, LLC]

III. Community Health Status

a) Historical Health Statistics

Health Status Profile

This section of the CHNA reviews published quantitative community health indicators and results of our recent CHNA Town Hall. To produce this profile, VVV Research & Development staff analyzed data from multiple sources. This analysis focuses on a set of published health indicators organized by ten areas of focus (10 TABS), results from the 2015 County Health Rankings and conversations from Town Hall primary research. (Note: The Robert Wood Johnson Foundation collaborates with the University of Wisconsin Population Health Institute to release annual *County Health Rankings*. As seen below in model, these rankings are based on a number of health factors).



County Health Rankings model ©2012 UNVPHI

Secondary Research

2015 State Health Rankings for Pawnee County, KS

#	Kansas 2015 County Health Rankings (105 counties)	Definitions	PAWNEE CO 2015	Trend	NW Alliance (12)
1	Physical Environment	Environmental quality	9		50
2	Health Factors		38		26
2a	Clinical Care	Access to care / Quality of Care	20		41
2b	Social & Economic Factors	Education, Employment, Income, Family/Social support, Community Safety	49		29
3	Health Outcomes		81		44
3a	Health Behaviors	Tobacco Use, Diet/Exercise, Alcohol Use, Sexual Activity	63		34
3b	Morbidity	Quality of life	79		48
3c	Mortality	Length of life	79		42
	OVERALL RANK		81		44
NW KS Norms include the following 12 counties: Barton, Ellis, Gove, Gowa, Norton, Osborne, Pawnee, Phillips, Russell, Sheridan, Smith and Thomas					
	http://www.countyhealthrankings.org				

When considering the state of community health, it's important to review published health data by topic area. Below is a summary of key TABS of information collected:

Tab 1 Demographic Profile

#	TAB	Health Indicator	PAWNEE CO 2015	TREND	KANSAS	NW Alliance (12)	SOURCE
	1a	a Population, 2013 estimate	6,971		2,895,801	104,831	People Quick Facts
	1a	b Population, 2010	6,973		2,853,118	104,876	People Quick Facts
	1a	c Pop Growth % - April 1, 10 to July 1, 13	NA		2.1%	-0.5%	People Quick Facts
	1a	d Persons under 5 years, percent, 2013	5.2%		6.9%	6.0%	People Quick Facts
	1a	e Persons under 18 years, percent, 2013	20.0%		21.8%	22.1%	People Quick Facts
	1a	f Persons 65 years and over, percent, 2013	18.7%		13.6%	20.4%	People Quick Facts
	1a	g Female persons, percent, 2013	44.7%		49.7%	49.2%	People Quick Facts
	1a	h White alone, percent, 2013 (a)	91.7%		95.6%	95.4%	People Quick Facts
	1a	i Black or African American alone, % 2013 (a)	4.9%		1.0%	1.7%	People Quick Facts
	1a	j Hispanic or Latino, percent, 2013 (b)	7.2%		5.4%	5.2%	People Quick Facts
	1a	k Foreign born persons, percent, 2008-2012	0.7%		2.6%	2.1%	People Quick Facts
	1a	l % Language other than English spoken at home	4.7%		7.6%	4.7%	People Quick Facts
	1a	m % Living in same house 1 year +, 2008-2012	84.6%		75.8%	86.6%	People Quick Facts
	1a	n People 65+ Living Alone, 2009-2013	31.5%		29.4%	32.4%	American Community Survey

#	TAB	Health Indicator	PAWNEE CO 2015	TREND	KANSAS	NW Alliance (12)	SOURCE
	1b	a Veterans, 2008-2012	673		NA	18,731	People Quick Facts
	1b	b Population per square mile, 2010	9.2		31.6	17	Geography Quick Facts
	1b	c Violent crime rate (Rate of Violent Crime per 1,000)	3.3		3.5	2.1%	Kansas Bureau of Investigation
	1b	d Children in single-parent households	22%		NA	29%	County Health Rankings
	1b	e People Living Below Poverty Level, 2009-2013	6.3%		13.7%	12.5%	American Community Survey
	1b	f Children Living Below Poverty Level, 2009-2013	4.2%		18.7%	18.1%	American Community Survey
	1b	g Limited access to healthy foods	5%		NA	8%	County Health Rankings
	1b	h People 65+ Living Below Poverty Level, 2009-2013	7.2%		7.6%	8.5%	American Community Survey
	1b	i People 65+ with Low Access to a Grocery Store, 2010	3.3%		NA	9.5%	U.S. Department of Agriculture - Food Environment Atlas
	1b	j Voter Turnout, 2012	67.5%		66.8%	71.0%	Kansas Secretary of State

Tab 2 Economic Profiles

#	TAB	Health Indicator	PAWNEE CO 2015	TREND	KANSAS	NW Alliance (12)	SOURCE
	2a	a Households, 2008-2012	2,512		1,110,440	42,866	People Quick Facts
	2a	b Median household income, 2009-2013	\$44,078		\$51,332	\$44,017	American Community Survey
	2a	c Per capita money income in past 12 months (2012 dollars), 2008-2012	\$21,793		\$24,625	\$25,046	People Quick Facts
	2a	d Households with Cash Public Assistance Income, 2009-2013	5.0%		2.3%	1.6%	American Community Survey
	2a	e Housing units, 2013	3,142		NA	106,387	People Quick Facts
	2a	f Median value of owner-occupied housing units, 2008-2012	\$70,800		\$134,700	\$75,775	People Quick Facts
	2a	g Homeownership rate, 2009-2013	58.4%		60.7%	62.6%	American Community Survey
	2a	h Housing units in multi-unit structures, % 2008-2012	10.3%		23.4%	9.0%	People Quick Facts
	2a	i Persons per household, 2008-2012	2.4		2.3	2.3	People Quick Facts
	2a	j Severe Housing Problems, 2006-2010	6.5%		12.8%	8.5%	County Health Rankings
	2a	k Homeowner Vacancy Rate, 2009-2013	3.5%		2.0%	1.8%	American Community Survey
	2a	l Renters Spending 30% or More of Household Income on Rent, 2009-2013	35.8%		45.5%	37.0%	American Community Survey

#	TAB	Health Indicator	PAWNEE CO 2015	TREND	KANSAS	NW Alliance (12)	SOURCE
	2b	a Retail sales per capita, 2007	\$7,574		\$18,264	\$9,577	Business Quick Facts
	2b	b Total number of firms, 2007	463		237,040	10,781	Business Quick Facts
	2b	c Unemployed Workers in Civilian Labor Force, 2014	3.2%		3.9%	2.7%	U.S. Bureau of Labor Statistics
	2b	d Private nonfarm employment, percent change, 2011-2012	-13.4%		4.6%	5.3%	Business Quick Facts
	2a	e Households with No Car and Low Access to a Grocery Store, 2010	0.7%			2.1%	U.S. Department of Agriculture - Food Environment Atlas
	2b	f Child Food Insecurity Rate, 2012	18.9%		22.5%	20.8%	Feeding America
	2a	g Grocery Store Density, 2011	0.1%			0.4%	U.S. Department of Agriculture - Food Environment Atlas
	2b	h Low-Income and Low Access to a Grocery Store, 2010	4.9%			15.4%	U.S. Department of Agriculture - Food Environment Atlas
	2b	i Low-Income Persons who are SNAP Participants, 2007	12.5%			12.3%	U.S. Department of Agriculture - Food Environment Atlas
	2b	j Households without a Vehicle, 2009-2013	3.5%		5.3%	4.2%	American Community Survey
	2b	k Mean travel time to work (minutes), workers age 16+, 2008-2012	14.1		12.7	14	People Quick Facts
	2b	l Solo Drivers with a Long Commute, 2008-2012	12.0%		19.5%	12.2%	County Health Rankings
	2b	m Workers who Walk to Work, 2009-2013	2.4%		2.4%	4.6%	American Community Survey

Tab 3 Public Schools Health Delivery Profile

Currently school districts are providing on site primary health screenings and basic care.

#	TAB	Health Indicator	PAWNEE CO 2015	TREND	KANSAS	NW Alliance (12)	SOURCE
3	a	Students Eligible for the Free Lunch Program, 2011-2012	42.6%		38.9%	34.2%	National Center for Education Statistics
3	b	Poverty Status by School Enrollment, 2009-2013	3.7%		12.9%	12.6%	American Community Survey
3	c	Student-to-Teacher Ratio (% Student / Teacher), 2011-2012	NA		13	9.4	National Center for Education
3	d	High School Graduation, 2013	75.6%		85.8%	84.6%	Annie E. Casey Foundation
3	e	Bachelor's degree or higher, percent of persons age 25+, 2008-2012	23.3%		32.1%	20.5%	People Quick Facts

#	Indicators	Pawnee Co 2015	Pawnee Co 2012	Trend
1	Total # Public School Nurses	1	2	
2	School Nurse is part of the IEP team Yes/No	Yes	Yes	
3	School Wellness Plan (Active)	Yes	Yes	
4	VISION: # Screened / Referred to Prof / Seen by Professional	1005/32/NA	1135/120/NA	
5	HEARING: # Screened / Referred to Prof / Seen by Professional	1005/47/NA	1135/47/NA	
6	ORAL HEALTH: # Screened / Referred to Prof / Seen by Professional	924/70/NA	1135/311/NA	
7	SCOLIOSIS: # Screened / Referred to Prof / Seen by Professional	0/0/0	0 / 0 / 0	
8	# of Students served with no identified chronic health concerns	931	876	
9	School has a suicide prevention program	No	No	
10	Compliance on required vaccinations (%)	99.8%	99.7%	

TAB 4 Maternal and Infant Health Profile

Tracking maternal & infant care patterns are vital in understanding the foundation of family health.

#	Criteria - Vital Statistics	PAWNEE CO 2015	Trend	KANSAS	NW Alliance (12)
a	Total Live Births, 2008	71		41,815	1,293
b	Total Live Births, 2009	82		41,388	1,317
c	Total Live Births, 2010	77		40,439	1,274
d	Total Live Births, 2011	75		39,628	1,315
e	Total Live Births, 2012	68		40,304	1,370
f	Total Live Births, 2008-2012 - Five year Rate (%)	11.6%		14.5%	11.5%

#	TAB	Health Indicator	PAWNEE CO 2015	TREND	KANSAS	NW Alliance (12)	SOURCE
	4 a	Percent of Births Where Prenatal Care began in First Trimester, 2011-2013	75.9%		78.4%	78.9%	Kansas Department of Health and Environment
	4 b	Percentage of Premature Births, 2011- 2013	8.7%		9.0%	8.9%	Kansas Department of Health and Environment
	4 c	Percent of Births with Low Birth Weight, 2011-2013	7.3%		7.1%	7.6%	Kansas Department of Health and Environment
	4 d	Percent of births Where Mother Smoked During Pregnancy, 2010-2012	NA		13.5%	NA	Kansas Department of Health and Environment
	4 e	Percent of all Births Occurring to Teens (15-19), 2011-2013	6.8%		8.1%	7.6%	Kansas Department of Health and Environment
	4 f	Percent of Births Occurring to Unmarried Women, 2011-2013	40.3%		36.7%	31.3%	Kansas Department of Health and Environment
	4 g	Average Monthly WIC Participation per 1,000 population, 2013	25.4%		23.6%	20.9%	Kansas Department of Health and Environment
	4 h	Percent of WIC Mothers Breastfeeding Exclusively, 2013	19.1%		12.9%	14.6%	Kansas Department of Health and Environment

TAB 5 Hospitalization/Provider Profile

Understanding provider access and disease patterns are fundamental in healthcare delivery. Listed below are several vital county statistics.

#	TAB	Health Indicator	PAWNEE CO 2015	TREND	KANSAS	NW Alliance (12)	SOURCE
	s a	Ratio of Population to Primary Care Physicians, 2013	2412		1816	2114	Kansas Department of Health and Environment
	s b	Staffed Hospital Bed Ratio (per 1,000 Pop), 2012 <small>*Includes the Larned State Hospital Mental Health Facility</small>	78.7%		3.4%	13.1%	Kansas Hospital Association
	s c	Percent of Births with Inadequate Birth Spacing, 2011-2013	12.9%		11.0%	10.8%	Kansas Department of Health and Environment
	s d	Preventable hospital stays	76		NA	64	County Health Rankings
	s e	Heart Disease Hospital Admission Rate, 2009-2011	289		300	262	Kansas Department of Health and Environment
	s f	Congestive Heart Failure Hospital Admission Rate, 2009-2011	180		199	191	Kansas Department of Health and Environment
	s g	(COPD) Hospital Admission Rate, 2009-2011	241		136	194	Kansas Department of Health and Environment
	s h	Bacterial Pneumonia Hospital Admission Rate, 2009-2011	471		269	488	Kansas Department of Health and Environment
	s i	Injury Hospital Admission Rate, 2009-2011	893		915	691	Kansas Department of Health and Environment

#	KS Hospital Assoc PO103	Pawnee County IP 2015			Trend
		FY2012	FY2013	FY2014	
1	Total Discharges	646	716	677	
2	Total IP Discharges-Age 0-17 Ped	25	22	16	
3	Total IP Discharges-Age 18-44	67	79	77	
4	Total IP Discharges-Age 45-64	148	204	174	
5	Total IP Discharges-Age 65-74	103	123	122	
6	Total IP Discharges-Age 75+	192	200	176	
7	Psychiatric	30	34	25	
8	Obstetric	40	27	46	
9	Surgical %	24.5%	23.3%	21.9%	
#	KS Hospital Assoc PO103	Pawnee Valley Comm Hosp			Trend
		FY2012	FY2013	FY2014	
1	Total Discharges	167	204	200	
2	Total IP Discharges-Age 0-17 Ped	0	5	1	
3	Total IP Discharges-Age 18-44	6	18	26	
4	Total IP Discharges-Age 45-64	36	50	50	
5	Total IP Discharges-Age 65-74	24	37	34	
6	Total IP Discharges-Age 75+	95	88	86	
7	Psychiatric	6	6	3	
8	Obstetric	0	0	0	
9	Surgical %	NA	NA	NA	
#	Kansas Hospital Assoc OP TOT223E	FY2012	FY2013	FY2014	Trend
2	ER Market Share - Pawnee Valley	88.0%	89.9%	92.7%	
4	OPS Market Share - Pawnee Valley	19.0%	17.0%	17.6%	
6	Total OP Market Share - Pawnee Valley	75.4%	76.6%	77.7%	

TAB 6 Social & Rehab Services Profile

Behavioral health care provide another important indicator of community health status.

#	TAB	Health Indicator	PAWNEE CO 2015	TREND	KANSAS	NW Alliance (12)	SOURCE
	6 a	Depression: Medicare Population, 2012	16.5%		16.2%	15.2%	Centers for Medicare & Medicaid Services
	6 b	Alcohol-Impaired Driving Deaths, 2008-2012	31.3%		34.7%	36.4%	County Health Rankings
	6 c	Inadequate social support	20%		NA	16%	County Health Rankings
	6 d	Poor mental health days	3.0		NA	2.8	County Health Rankings

TAB 7 Health Risk Profiles

Knowing community health risk factors and disease patterns can aid in the understanding "next steps" to improve health. Being overweight/obese; smoking, drinking in excess, not exercising etc can lead to poor health.

#	TAB	Health Indicator	PAWNEE CO 2015	TREND	KANSAS	NW Alliance (12)	SOURCE
	7a a	% of Adults with High Cholesterol, 2013	NA		38.1%	41.0%	Kansas Department of Health and Environment
	7a b	Adult obesity	35%		30%	30%	County Health Rankings
	7a c	Percent of Adults Who are Binge Drinkers, 2013	NA (Reply too low)		15.4%	16.7%	Kansas Department of Health and Environment
	7a d	Percent of Adults Who Currently Smoke Cigarettes, 2013	NA (Reply too low)		20.0%	22.0%	Kansas Department of Health and Environment
	7a e	% of Adults with Diagnosed Hypertension, 2013	NA (Reply too low)		31.3%	31.7%	Kansas Department of Health and Environment
	7a f	% of Adults with Doctor Diagnosed Arthritis, 2013	NA (Reply too low)		23.9%	23.3%	Kansas Department of Health and Environment
	7a g	% Physical inactivity	29.0%		NA	25.0%	County Health Rankings
	7a h	% of Adults with Fair or Poor Self-Perceived Health Status, 2013	NA (Reply too low)		15.4%	12.4%	Kansas Department of Health and Environment
	7a i	Population Served Unaffected by SDWA Nitrate Violations, 2013	100.0%		99.7%	96.2%	Kansas Department of Health and Environment
	7a j	Sexually transmitted infections	200		NA	369	County Health Rankings

TAB 7 Health Risk Profiles

#	TAB	Health Indicator	PAWNEE CO 2015	TREND	KANSAS	NW Alliance (12)	SOURCE
	7b a	Hypertension: Medicare Population, 2012	58.9%		52.7%	55.2%	Centers for Medicare & Medicaid Services
	7b b	Hyperlipidemia: Medicare Population, 2012	42.7%		39.3%	38.1%	Centers for Medicare & Medicaid Services
	7b c	Rheumatoid Arthritis: Medicare Population, 2012	31.1%		27.7%	33.5%	Centers for Medicare & Medicaid Services
	7b d	Ischemic Heart Disease: Medicare Population, 2012	27.7%		26.7%	29.7%	Centers for Medicare & Medicaid Services
	7b e	Diabetes: Medicare Population, 2012	27.6%		24.6%	23.0%	Centers for Medicare & Medicaid Services
	7b f	Heart Failure: Medicare Population, 2012	16.7%		14.0%	18.3%	Centers for Medicare & Medicaid Services
	7b g	Chronic Kidney Disease: Medicare Population, 2012	15.6%		13.9%	13.1%	Centers for Medicare & Medicaid Services
	7b h	COPD: Medicare Population, 2012	12.5%		11.0%	12.9%	Centers for Medicare & Medicaid Services
	7b i	Alzheimer's Disease or Dementia: Medicare Pop 2012	9.7%		9.9%	10.6%	Centers for Medicare & Medicaid Services
	7b j	Atrial Fibrillation: Medicare Population, 2012	8.2%		8.0%	9.3%	Centers for Medicare & Medicaid Services
	7b k	Cancer: Medicare Population, 2012	9.7%		8.0%	9.1%	Centers for Medicare & Medicaid Services
	7b l	Osteoporosis: Medicare Population, 2012	8.5%		6.1%	8.2%	Centers for Medicare & Medicaid Services
	7b m	Asthma: Medicare Population, 2012	3.9%		3.8%	3.5%	Centers for Medicare & Medicaid Services
	7b n	Stroke: Medicare Population, 2012	2.7%		3.2%	2.6%	Centers for Medicare & Medicaid Services

TAB 8 Uninsured Profiles

Based on state estimations, the number of insured is documented below. Also, the amount of charity care (last 3 years of free care) from area providers is trended below.

	Health Indicator	PAWNEE CO 2015	TREND	KANSAS	NW Alliance (12)	SOURCE
a	Uninsured Adult Population Rate, 2012	15.6%		17.6%	17.4%	U.S. Census Bureau
#	Charity Care by Individual Facility	YR12	YR13	YR14	TREND	
a	Local Hospital Charity Care PVMH	\$360,903	\$362,561	\$663,878		

TAB 9 Mortality Profile

The leading causes of county deaths are listed below. Areas of higher than expected are so noted.

#	Causes of Death by County of Residence, KS 2012	PAWNEE CO	Trend	KANSAS	NW Alliance 12
	TOTAL	122		43,262	2,013
1	Chronic Lower Respiratory Diseases	22		1,680	75
2	All Malignant Neoplasms	15		5,406	256
3	Diseases of Heart	8		5,314	259
4	Symptoms, Signs and Abnormal Findings	8		692	22
5	All Other Accidents and Adverse Effects	7		894	39
6	Chronic Liver Disease and Cirrhosis	6		245	11
7	Pneumonia and Influenza	6		621	37
8	Alzheimer's Disease	5		788	42
9	Diabetes mellitus	5		633	23
10	Hypertensive Heart Disease with, without Renal Disease	5		140	3
11	Ischemic Heart Disease	4		2,990	156
12	Major Cardiovascular Diseases	4		7,458	341
13	Other Heart Diseases	4		2,156	100
14	Malignant Neoplasms of Respiratory and Intrathoracic Organs	3		1,537	72
15	Nephritis, Nephrotic Syndrome and Nephrosis	3		599	22

#	TAB	Health Indicator	PAWNEE CO 2015	TREND	KANSAS	NW Alliance (12)	SOURCE
	9 a	Life Expectancy for Females, 2010	81		81	81	Institute for Health Metrics and Evaluation
	9 b	Life Expectancy for Males, 2010	77		76	76	Institute for Health Metrics and Evaluation
	9 c	Infant Mortality Rate, 2009-2013	NA		6.4%	3.9%	Kansas Department of Health and Environment
	9 d	Age-adjusted Mortality Rate per 100,000 population, 2011-2013	717		757	740	Kansas Department of Health and Environment
	9 e	Age-Adjusted Years of Potential Life Lost Traffic Injury, 2011-2013	2139		490	1541	Kansas Department of Health and Environment
	9 f	Age-adjusted Cancer Mortality Rate per 100,000 population, 2011-2013	182		166	148	Kansas Department of Health and Environment
	9 g	Age-adjusted Heart Disease Mortality Rate per 100,000 population, 2011-2013	124		156	166	Kansas Department of Health and Environment
	9 h	Disease Mortality Rate per 100,000 population, 2009-2013	57		51	51	Kansas Department of Health and Environment
	9 i	Age-adjusted Traffic Injury Mortality Rate per 100,000 population, 2011-2013	32		13	25	Kansas Department of Health and Environment
	9 j	Mortality Rate per 100,000 population, 2011-2013	55		40	66	Kansas Department of Health and Environment
	9 k	Age-adjusted Suicide Mortality Rate per 100,000 population, 2003-2013 <small>*Includes the Larned State Campus, which is the Larned Correctional Mental Health Facility, the Larned Juvenile Correctional Facility and the Larned State Hospital</small>	30		15	14	Kansas Department of Health and Environment

TAB 10 Preventive Health Profile

The following table reflects future health of county. This information also is an indicator of community awareness of preventative measures.

#	TAB	Health Indicator	PAWNEE CO 2015	TREND	KANSAS	NW Alliance (12)
10	a	Access to Exercise Opportunities, 2014	38.6%		70.9%	51.3%
10	b	% of Infants Fully Immunized at 24 Mo, 2011-2013	88.8%		71.7%	78.6%
10	c	Were Immunized Against Influenza Past 12 Mo, 2013	NA (Reply too low)		64.8%	NA
10	d	Consuming Fruit Less than 1 Time Per Day, 2013	NA (Reply too low)		41.7%	NA
10	e	Consuming Vegetables Less than 1 Time Per Day, 2013	NA (Reply too low)		22.9%	NA
10	f	Diabetic screening	81%		NA	86%
10	g	Mammography screening	61%		NA	64%
10	h	% Annual check-up visit with PCP	NA		NA	NA
10	i	% Annual check-up visit with Dentist	NA		NA	NA
10	j	% Annual check-up visit with Eye Doctor	NA		NA	NA

Community Feedback Research

For CHNA Round #2, it is also important to gather community perspective from key stakeholders on their views of progress to address baseline CHNA needs documented 3 years ago. Below are findings of this online community primary research:

Question 1- Overall Quality Ranking

CHNA Round #2 Feedback 2015 - Community Feedback						
1. Three years ago a Community Health Needs Assessment was completed. This assessment identified a number of health needs for our community. Today we are updating this assessment and would like to know how you rate the "Overall Quality" of healthcare delivery in our community?						
Answer Options	Very Good	Good	Fair	Poor	Very Poor	Valid N
Pawnee County N= 287	107	134	34	3	0	278
Top 2 Boxes (Very Good / Good)	86.7%					
NW Alliance (10) Totals	388	698	215	31	4	1336
Top 2 Boxes (Very Good / Good)	81.3%					

Questions 5 & 6- Community Ranking of Healthcare Services 2015

CHNA Round #2 Feedback 2015 - Pawnee Co, KS			
5. How would our community rate each of the following ?	NW Alliance (10) Bottom 2 Box %	Pawnee Co N=287	Trend
Ambulance Services	4.1%	1.4%	
Child Care	13.4%	12.0%	
Chiropractors	8.3%	6.4%	
Dentists	14.7%	8.9%	
Emergency Room	3.5%	4.1%	
Eye Doctor / Optometrist	10.1%	8.1%	
Family Planning Services	17.2%	8.6%	
Home Health	15.7%	5.4%	
Hospice	11.7%	9.7%	
Inpatient Services	2.0%	2.5%	
Mental Health Services	28.2%	22.8%	
Nursing Home	13.7%	12.9%	
Outpatient Services	1.5%	2.4%	
Pharmacy	3.5%	0.5%	
Primary Care	4.3%	1.4%	
Public Health Dept.	2.1%	0.9%	
School Nurse	5.2%	1.6%	
Visiting Specialists	8.3%	3.9%	

Question 7- Receiving Healthcare Services Outside our Community

CHNA Round #2 Feedback 2015			
7. Over the past 2 years, did you or do you know someone who received health care services outside of our community?	NW Alliance (10) Lower 2 Box %	Pawnee Co N=287	Trend
Yes	83.5%	82.6%	
No	7.9%	8.0%	
Don't know	8.6%	9.4%	
TOTALS	100.0%	103.7%	

Question 8- Requested Discussion Items for Town Hall Agenda

8. Are there any other health needs that we need to discuss at our upcoming CHNA Town Hall meeting?	NW Alliance (Opt C 8) %	Pawnee Co N=287	Trend
Abuse / Violence	5.3%	7.0%	
Alcohol	5.0%	4.6%	
Cancer	5.7%	6.1%	
Diabetes	4.8%	3.2%	
Drugs / Substance Abuse	7.6%	7.5%	
Family Planning	2.7%	2.6%	
Heart Disease	3.6%	3.2%	
Lead Exposure	1.0%	1.1%	
Mental Illness	6.4%	6.7%	
Nutrition	5.4%	4.2%	
Obesity	8.0%	6.6%	
Ozone (Air)	1.3%	2.1%	
Physical Exercise	6.6%	7.3%	
Poverty	5.0%	7.1%	
Respiratory Disease	2.7%	2.2%	
Sexual Transmitted Diseases	1.6%	1.8%	
Suicide	3.5%	3.8%	
Teen Pregnancy	3.0%	3.2%	
Tobacco Use	3.7%	3.1%	
Vaccinations	6.3%	5.3%	
Water Quality	4.2%	5.5%	
Wellness Education	6.0%	5.3%	
Some Other Need (please specify below)	0.8%	0.6%	
TOTAL	100.0%	100.0%	

IV. Inventory of Community Health Resources

[VWV Research & Development, LLC]

Inventory of Health Services - Pawnee County, KS				
Cat	HC Services Offered in county: Yes / No	Hospital	HLTH Dept	Other
Clinic	Primary Care	Yes	Yes (FP)	
Hosp	Alzheimer Center	No		Yes
Hosp	Ambulatory Surgery Centers	Yes		
Hosp	Arthritis Treatment Center	No		
Hosp	Bariatric/weight control services	No		
Hosp	Birthing/LDR/LDRP Room	No		
Hosp	Breast Cancer	No		
Hosp	Burn Care	No		
Hosp	Cardiac Rehabilitation	Yes		
Hosp	Cardiac Surgery	No		
Hosp	Cardiology services	Yes		Yes
Hosp	Case Management	Yes	Yes for Our Clients	
Hosp	Chaplaincy/pastoral care services	Yes		Yes
Hosp	Chemotherapy	No		
Hosp	Colonoscopy	Yes		
Hosp	Crisis Prevention	Yes		
Hosp	CTScanner	Yes		
Hosp	Diagnostic Radioisotope Facility	Yes		
Hosp	Diagnostic/Invasive Catheterization	No		
Hosp	Electron Beam Computed Tomography (EBCT)	No		
Hosp	Enrollment Assistance Services	Yes	Yes for Our Clients	
Hosp	Extracorporeal Shock Wave Lithotripter (ESWL)	No		
Hosp	Fertility Clinic	No		
Hosp	FullField Digital Mammography (FFDM)	Yes		
Hosp	Genetic Testing/Counseling	No		
Hosp	Geriatric Services	Yes		
Hosp	Heart	No		
Hosp	Hemodialysis	No		
Hosp	HIV/AIDS Services	No	Yes - Testing/Education/ Referral	
Hosp	Image-Guided Radiation Therapy (IGRT)	No		
Hosp	Inpatient Acute Care - Hospital services	Yes		
Hosp	Intensity-Modulated Radiation Therapy (IMRT) 161	No		
Hosp	Intensive Care Unit	No		
Hosp	Intermediate Care Unit	No		Yes
Hosp	Interventional Cardiac Catheterization	No		
Hosp	Isolation room	Yes		
Hosp	Kidney	No		
Hosp	Liver	No		
Hosp	Lung	No		
Hosp	MagneticResonance Imaging (MRI)	Yes		
Hosp	Mammograms	Yes		
Hosp	Mobile Health Services	Yes		
Hosp	Multislice Spiral Computed Tomography (<64 slice CT)	No		
Hosp	Multislice Spiral Computed Tomography (<64+ slice CT)	No		
Hosp	Neonatal	No		
Hosp	Neurological services	No		
Hosp	Obstetrics	No		Yes
Hosp	Occupational Health Services	Yes		
Hosp	Oncology Services	No		Yes

Inventory of Health Services - Pawnee County, KS				
Cat	HC Services Offered in county: Yes / No	Hospital	HLTH Dept	Other
Hosp	Orthopedic services	Yes		
Hosp	Outpatient Surgery	Yes		
Hosp	Pain Management	Yes		
Hosp	Palliative Care Program	Yes		
Hosp	Pediatric	Yes		
Hosp	Physical Rehabilitation	Yes		Yes
Hosp	Positron Emission Tomography (PET)	No		
Hosp	Positron Emission Tomography/CT (PET/CT)	No		
Hosp	Psychiatric Services	Yes		Yes
Hosp	Radiology, Diagnostic	Yes		
Hosp	Radiology, Therapeutic	No		
Hosp	Reproductive Health (Pre-conception counseling/ED)	No	Yes	
Hosp	Robotic Surgery	No		
Hosp	Shaped Beam Radiation System 161	No		
Hosp	Single Photon Emission Computerized Tomography (SPECT)	No		
Hosp	Sleep Center	Yes		
Hosp	Social Work Services	Yes	Yes for Our Clients	
Hosp	Sports Medicine	Yes		Yes
Hosp	Stereotactic Radiosurgery	No		
Hosp	Swing Bed Services	Yes		
Hosp	Transplant Services	No		
Hosp	Trauma Center	Yes		
Hosp	Ultrasound	Yes		
Hosp	Women's Health Services	Yes	Yes	Yes
Hosp	Wound Care	Yes		
SR	Adult Day Care Program	No		Yes
SR	Assisted Living	No		Yes
SR	Home Health Services	No		Yes
SR	Hospice	No		Yes
SR	LongTerm Care	No		Yes
SR	Nursing Home Services	No		Yes
SR	Retirement Housing	No		Yes
SR	Skilled Nursing Care	Yes		Yes
ER	Emergency Services	Yes		
ER	Urgent Care Center	No		
ER	Ambulance Services	No		Yes
SERV	Access to Farmworker Program and TB Control Program	No	Yes	Yes
SERV	Alcoholism-Drug Abuse	No		Yes
SERV	Annual Influenza Clinics locally and in surrounding communities	Yes	Yes	
SERV	Blood Donor Center	No		Yes
SERV	Child Care Licensing, surveys and compliance evaluation	No	Yes	
SERV	Chiropractic Services	No		Yes
SERV	Complementary Medicine Services	No		
SERV	Dental Services	Yes		Yes
SERV	Developmental Screening	No	Yes	Yes
SERV	Early Infant and Childhood Screenings and intervention/services	No	Yes	Yes

Inventory of Health Services - Pawnee County, KS				
Cat	HC Services Offered in county: Yes / No	Hospital	HLTH Dept	Other
SERV	Fitness Center (Rehab facilities allow people to come in for a fee)	No		Privately owned
SERV	Healthy Start Home visits for prenatal, postnatal and infants/families	No	Yes	
SERV	Health Education Classes	Yes	Yes	Yes
SERV	Health Fair (Annual)	Yes	Yes with the hospital	
SERV	Health Information Center	No	Yes	
SERV	Health Screenings	Yes	Yes	
SERV	Immunizations and Foreign Travel	Yes	Yes	
SERV	Infant/toddler/booster car seats with law enforcement agency	No	No	Yes
SERV	Maternal and Child Health Services	No	Yes	Yes
SERV	Meals on Wheels	No		Yes
SERV	Nail Care Clinics	No	Yes	
SERV	Nursing Health Assessments	No	Yes	
SERV	Nutrition Programs (WIC)	No	Yes/WIC	
SERV	Outreach clinics at Senior Centers and Elderly Housing	No	Yes	
SERV	Parenting Classes (Just starting)	No	No	Yes
SERV	Patient Education Center	No	Yes	
SERV	Pre-conception counseling	No	Yes	
SERV	Retail Store for Breastfeeding equipment and aids	No	Yes	
SERV	Sexually Transmitted Infection Screening and Treatment	No	Yes	
SERV	Support Groups (Diabetic and BF Coalition)	No	Yes	Yes
SERV	Teen Outreach Services	No	Yes	
SERV	Tobacco Treatment/Cessation Program	No	Cessation	
SERV	Transportation to Health Facilities	No		x
SERV	Tuberculosis Screening, referral and treatment/prevention medications	No	Yes	
SERV	Wellness Program	No	Yes with Extension Office	

Physician Manpower - Pawnee County, KS			
	Supply Working in County		
# of FTE Providers	FTE County Based	Visting	PA/NP
Primary Care:			
Family Practice	4.00	0.00	5.00
Internal Medicine	0.00	0.00	0.00
Obstetrics/Gynecology	0.00	0.00	0.00
Pediatrics	0.00	0.00	1.00
Medicine Specialists:			
Allergy/Immunology	0.00	0.00	
Cardiology	0.00	2.00	
Dermatology	0.00	0.00	
Endocrinology	0.00	0.00	
Gastroenterology	0.00	0.00	
Oncology/RADO	0.00	1.00	
Infectious Diseases	0.00	0.00	
Nephrology	0.00	0.00	
Neurology	0.00	0.00	
Psychiatry	0.00	1.00	
Pulmonary	0.00	1.00	
Rheumatology	0.00	0.00	
Surgery Specialists:			
General Surgery	0.00	1.00	
Neurosurgery	0.00	0.00	
Ophthalmology	0.00	1.00	
Orthopedics	0.00	2.00	
Otolaryngology (ENT)	0.00	0.00	
Plastic/Reconstructive	0.00	0.00	
Thoracic/Cardiovascular/Vasc	0.00	0.00	
Urology	0.00	2.00	
Hospital Based:			
Anesthesia/Pain	0.00	1.00	
Emergency	0.00	1.00	4.00
Radiology	0.00	0.00	
Pathology	0.00	0.00	
Hospitalist *	0.00	0.00	
Neonatal/Perinatal	0.00	0.00	
Physical Medicine/Rehab	0.00	0.00	
Others			
TOTALS	4.00	13.00	10.00

Pawnee Co, KS - Larned

Specialty	Schedule	Contact for Appointment	Location of Clinic
Cardiology – Dr. Fisher Dr. Anaya	Monthly & Every 5 th Tuesday of a Month	785-625-4699 or 888-625- 4699	HaysMed Specialty Clinic 522 Broadway
Gen. Surgery–Dr. Cunningham	Monthly	785-623-5945	HaysMed Specialty Clinic 522 Broadway
Ophthalmology – Dr. McDonald	Monthly	785-628-8218	Larned Eye Health 722 Mann Ave
Orthopedic–Dr. Sharma (Spine) Dr. Cheema	Monthly	785-261-7599 or 866-428- 8221	HaysMed Specialty Clinic 522 Broadway
Urology – Dr. McDonald Dr. Azzouni	Twice a month	877-312-1619 or 785-628- 6014	HaysMed Specialty Clinic 522 Broadway
Oncology/Hematology – Dr. Abuerreish	Monthly	785-623-5774	HaysMed Specialty Clinic 522 Broadway

***Schedules are tentative subject to holidays and vacations**

Pawnee County Area Health Services Directory

Emergency Numbers

Police/Sheriff 911

Fire 911

Ambulance 911

Non-Emergency Numbers

Pawnee County Sheriff 620-285-2211

Pawnee County Ambulance 620-285-8505

Larned Fire Department 620-285-8520

Municipal Non-Emergency Numbers

	<u>Police/Sheriff</u>	<u>Fire</u>
Burdett	620-285-2211	620-525-6279
Garfield	620-285-2211	620-285-8520
Larned	620-285-8545	620-285-8520
Rozel	620-285-2211	620-527-4414

To provide updated information or to add new health and medical services to this directory, please contact:

Pawnee County Extension
715 Broadway, Room 6 (Larned)
620-285-6901

Other Emergency Numbers

National 211 Information and Referral for Kansas - United Way of the Plains

(Helps with food, housing, employment, health care, counseling and during emergency events).

Dial 2-1-1 for service area

Alternate #: 888-413-4327 24/7

Kansas Child/Adult Abuse and Neglect Hotline

1-800-922-5330

www.srskansas.org/hotlines.html

Domestic Violence Hotline

1-800-799-7233

www.ndvh.org

Emergency Management (Topeka)

785-274-1409

www.accesskansas.org/kdem

Federal Bureau of Investigation

1-866-483-5137

www.fbi.gov/congress/congress01/caruso100301.htm

Kansas Arson/Crime Hotline

1-800-KS-CRIME

800-572-1763

www.accesskansas.org/kbi

Kansas Bureau of Investigation (Topeka)

785-296-8200

www.accesskansas.org/kbi

Kansas Crisis Hotline (Domestic Violence/Sexual Assault)

1-888-END-ABUSE

www.kcsdv.org

Kansas Road Conditions

1-866-511-KDOT

511

www.ksdot.org

Poison Control Center

1-800-222-1222

www.aapcc.org

Suicide Prevention Hotline

1-800-SUICIDE

www.hopeline.com

800-273-TALK

www.suicidepreventionlifeline.com

Toxic Chemical and Oil Spills

1-800-424-8802

www.epa.gov/region02/contact.htm

Health Services

Hospitals

Pawnee Valley Community Hospital

923 Carroll Avenue (Larned)
620-285-3161
www.pawneevalleyhospital.com

Pawnee Valley Community Hospital Services
Include:

Inpatient Care – 25 beds
24-Hour Emergency Room
Acute Care
Skilled Nursing/Swing Bed Services
Upper & Lower GI Scopes/Colonoscopies
Cataract Surgeries
Dental Surgery
PICC Lines
Specialized Nursing Services
Diagnostic Imaging/Radiology
Bone density scanning (Dexscan)
Cardiac nuclear medicine
64-Slice Low Dose CT Scanner
Endoscopies
Wide-bore Short-tube 1.5 Tesla MRI
Digital Mammography
Ultrasound
X-Ray

Sleep & Diagnostic Center – Fully Accredited
Cardiac Nuclear Stress Testing
EEG (Electroencephalogram)
Full Service Laboratory
Rehabilitative

Cardiac Rehabilitation
Pulmonary Rehabilitation
Respiratory Therapy
Physical Therapy – Inpatient &
Outpatient
Occupational Therapy
Speech Therapy
Lymphedema Therapy
Specialty Clinic's

Medicare Certified Critical Access Hospital

Health Department

Pawnee County Health Department

715 Broadway, Courthouse (Larned)
620-285-6963
1-800-211-4401
www.pawneecountykansas.com

Pawnee County Health Department Services
Include:

Children's Health Services
Nursing Health Assessments
Developmental evaluations
Immunizations
Laboratory tests
Physical examinations
Referrals
Vision and hearing screenings
Lead Testing
Healthy Start Home Visitor

Child Care Licensing Program
Orientation Classes, Survey Visits
Complaint reporting and follow-up

Disease Control
Communicable disease investigation and
consultations
HIV/AIDS counseling and testing
HIV education and prevention
STD testing and treatment
Tuberculosis testing and prophylactic
treatment

Women's Health Care
Cervical and breast cancer screening
Diagnosis and treatment of vaginal
infections
Birth control and education
Pregnancy testing
Referral for infertility
Reproductive counseling

Health Screening Clinics
Blood pressure
Health counseling
Hearing and vision screening
Lipid profile and blood sugar screening
Hemoglobin (anemia)
Pneumonia, tetanus/diphtheria, etc.
Vaccinations
Urine test
Weight check
Immunizations – Infant through adult
and foreign travel.
Maternal and Infant Program and Home
visits
Home visits by Registered Nurse
Links to community resources
Pregnancy and parenting education
Prenatal medical care
Support and counseling
Breastfeeding education, support, and
breast pumps available to rent or buy.

WIC
Nutrition Program
Education and healthy supplemental
foods

Medical Professionals

Chiropractors

Perez Chiropractic Clinic PA

313 W 14th Street (Larned)
620-285-6600
Luis Perez DC

Healthy Living Chiropractic LLC

606 Topeka (Larned)
(620) 285-6190
Dr. Lindsey VanSickle, D.C.

Clinics

A Healthy Choice Clinic
200 E. 8th Street
(620) 285-6041
www.healthychoiceclinic.com

Life Center Clinic
112 E 6th Street (Larned)
620-804-2691
www.lifecenterclinic.com

Pawnee Valley Medical Associates
713 W 11th Street (Larned)
620-804-6007

Specialty Clinics

Hays Medical Center
Cardiac Clinic
Spine Clinic
Urology Clinic
Southwind Surgical
Ophthalmology Clinic
Orthopedic Clinic
Oncology Clinic

Dentists

Rosenberg Joe O DDS PA
613 N Broadway Street (Larned)
620-285-3886
Joe & Tammy Rosenberg

Smith Dental Clinic
706 Fort Larned Avenue (Larned)
620-285-6531
Terry Smith D.D.S.
Trent Smith D.D.S.

Optometrists

Ayre, Douglas D OD
722 Mann Avenue (Larned)
620-285-2105

Pharmacies

Shopko
908 E 14th Street (Larned)
620-285-6479

Reed Pharmacy
326 W 14th Street (Larned)
620-285-6286

Physicians and Health Care Providers

A Healthy Choice Clinic
1200 E 8th St.
Larned, KS 67550
620-285-6041
Mark Van Norden D.O.
Daycie Winborne ARNP

Pawnee County Health Department
P.O. Box 150, 715 Broadway, Courthouse (Larned)
620-285-6963
Cheryl Hoberecht RN
Robin Raha RN, IBCLC

Pawnee Valley Medical Associates
713 W 11th Street (Larned)
620-804-6007
David W. Sanger M.D.
Cristine Goodwin M.D.
Christian Whittington M.D.
Jenny A. Manry ARNP
Kara L. Keenan ARNP
Logan Duerksen ARNP
Diane Haines ARNP

Life Center Clinic
Sheila Toon FNP CNM
Family Medicine
112 E. 6th Main Street
(Larned)
620-804-2691

Rehabilitation Services

Progressive Therapy & Sports Medicine
117 W 6th (Larned)
620-285-6011

Pawnee Valley Community Hospital Physical Therapy and Advanced Rehabilitation
923 Carroll Avenue (Larned)
620-285-8605

Other Health Services

Assisted Living/Nursing Homes/TLC

Country Living of Larned Memory Care
710 W 9th Street (Larned)
620-285-6212

Country Living of Larned
714 W 9th Street (Larned)
620-285-6900

Four Seasons Village
200 W 17th Street (Larned)
620-285-7425

Diversicare of Larned
1114 W 11th Street (Larned)
620-285-6324

Pawnee Plaza of Larned
1801 Broadway (Larned)
620-285-6661

Diabetes

Community Diabetes Education Class
Pawnee Valley Community Hospital
First & Second Tuesday of every other month
Physician Referral
1-855-429-7633

Diabetes Support Group
Welcome Inn, 2nd Thursday of each month
620-285-6963 for information

Arriva Medical
1-800-375-5137

Diabetes Care Club
1-888-395-6009

Disability Services

American Disability Group
1-877-790-8899

Kansas Department on Aging
1-800-432-3535
www.agingkansas.org/index.htm

**RosewoodAdult Rehabilitation & Support
Employment Assistance**
384 N. Washington, Great Bend
620-793-5888

Sunflower Diversified Services Inc.
1312 Patton Road (Great Bend)
620-792-4087

Domestic/Family Violence

Child/Adult Abuse Hotline
1-800-922-5330
www.srskansas.org/services/child_protective_services.htm

General Information – Women's Shelters
www.WomenShelters.org

Kansas Crisis Hotline
Manhattan
785-539-7935

Sexual Assault/Domestic Violence Center
(Hutchinson)
Hotline: 800-701-3630
Business Line: 620-663-2522

Family Crisis Center
1806 12th Street (Great Bend)
620-793-1885

Educational Training Opportunities

Association of Continuing Education
620-792-3218

Pawnee County Learning Center
209 E 6th Street (Larned)
620-285-7700

Food Programs

Helping Hands Food Pantry
501 Main Street (Larned)
4 – 6 p.m. M-F

Kansas Food 4 Life
4 Northwest 25th Road (Great Bend)
620-793-7100

Kansas Food Bank
1919 East Douglas (Wichita)
316-265-4421
www.kansasfoodbank.org

WIC Program

Pawnee County Health Department
715 Broadway, Larned, KS

Meals on Wheels
Welcome Inn
Larned, KS
620-285-3504

Government Healthcare

Kansas Department on Aging (KDOA)
503 South Kansas Avenue (Topeka)
785-296-4986 or 1-800-432-3535
www.agingkansas.org/

**Kansas Department of Health and
Environment (KDHE)**
Curtis State Office Building
1000 South West Jackson (Topeka)
785-296-1500
www.kdheks.gov/contact.html

MEDICAID
Kansas Department of Social & Rehabilitation
Services (SRS)
3000 Broadway (Hays)
785-628-1066

MEDICARE
Social Security Administration
1212 East 27th Street (Hays)
785-625-3496

Social & Rehabilitation Services (SRS)
3000 Broadway (Hays)
785-628-1066

Social Security Administration
1212 East 27th Street (Hays)
785-625-3496

Health and Fitness Centers

Larned Community Center
1500 North Toles (Larned)
620-285-6002

Unique Physique Gym
424 W 14th Street (Larned)
620-285-7015

Home Health

Kansas Home Care Association
2738 SW Santa Fe Drive
Topeka, KS 66614
(785) 478-3640
Fax: (785) 286-1835
khca@kshomecare.org

Southwest Area Agency on Aging
(620) 225-8230
FAX: (620) 225-8240

1-800-742-9531 Dodge City Office:
240 San Jose Drive
Dodge City, Kansas 67801

(620) 793-6633 FAX: (620) 793-7435
1905 Washington
Great Bend, KS 67530

Elder Care
P.O. Box 1364
Great Bend, KS 67530
620-792-5942

Angels Care Home Health
1506 Vine Street
Hays, KS 67601
785-621-4200

Hospice

South Wind Hospice
496 Yucca Lane
Pratt, KS 67124
620-672-7553

Gentiva Hospice
Great Bend, KS
620-664-5757

Medical Equipment and Supplies

American Medical Sales and Repair
1-866-637-6803

Central Kansas Respiratory Services, LLC
117 W 6th Street (Larned)
620-804-6104

Life Watch USA
1-800-716-1433

School Nurses

USD 495 Ft. Larned School District
120 E 6th (Larned)
Hillside Elementary School
620-285-2311
Phinney Elementary School
620-285-3181
Northside Elementary School
620-285-2141
Larned Middle School
620-285-8430
Larned High School
620-285-2151
www.usd495.net

Pawnee Heights School District 496
P.O. Box 97, 100 W Grand (Rozel)
Elementary, Junior High, and High School
620-527-4211
www.phtigers.net

Senior Services

Burdett Seniors Inc.
203 Elm Street (Burdett)
620-525-6655

Elder Care, Inc.
PO Box 1364 (Great Bend)
620-792-5942

Older Kansans Employment
Southwest Kansas Area Agency on Aging
240 San Jose Drive
Dodge City, KS 67801
(316) 225-8230
<http://www.swkasa.org/>

Over 50 Club
Garfield, KS

Welcome Inn Senior Center
113 W 4th Street (Larned)
620-285-3504

Veterinary Services

Larned Veterinary Clinic
1443 120th Avenue (Larned)
620-285-3153

Frick Veterinary Clinic
1112 K19 Hwy S (Larned)
620-285-5267

Local Government, Community, and Social Services

Adult Protection

Adult Protective Services (SRS)
1-800-922-5330
www.srskansas.org/TSD/ees/adult.htm

Elder Abuse Hotline
1-800-842-0078
www.elderabusecenter.org

**Kansas Department of Social and
Rehabilitation Services West Region
Protection Reporting Center**
1-800-922-5330

Alcohol and Drug Treatment

Alcohol and Drug Abuse Services
1-800-586-3690
http://www.srskansas.org/services/alcohol_drug_assess.htm

Alcohol Detoxification 24-Hour Helpline
1-877-403-3387
www.ACenTerForRecovery.com

Center for Recovery
1-877-403-6236

G&G Addiction Treatment Center
1-866-439-1807

Road Less Traveled
1-866-486-1812

Seabrook House
1-800-579-0377

The Treatment Center
1-888-433-9869

Breastfeeding

**Pawnee County Breastfeeding Coalition
Pawnee County Health Dept.**
715 Broadway (Larned)
620-285-6963

Child Protection

**Kansas Department of Social and
Rehabilitation Services West Region
Protection Reporting Center – i.e.
PROTECTION REPORT CENTER FOR ABUSE**
1-800-922-5330
Available 24 hours/7 days per week – including
holidays

Children and Youth

Children's Alliance
627 SW Topeka Boulevard (Topeka)
785-235-5437
www.childdaily.org

Kansas Children's Service League
1-800-332-6378
www.kcsl.org

Community Centers

Garfield Community Center
217 3rd Street (Garfield)
620-569-2253

Larned Community Center
1500 Toles Avenue (Larned)
620-285-6002

Rozel Community Center
105 N Main Street
620-527-4366

Crime Prevention

Larned Police Department
419 Broadway Street (Larned)
620-285-8545

Pawnee County Crime Stoppers
419 Broadway Street (Larned)
620-285-3277

Pawnee County Sheriff's Office
116 W 8th Street (Larned)
620-285-2211

Day Care Providers – Adult

Country Living of Larned
714 W 9th Street Suite 19 (Larned)
620-285-6900

Diversicare of Larned
1114 W 11th Street (Larned)
620-285-6914

Day Care Providers – Children

Child Care Connections
Resource & Referral Agency
1-877-678-2548

Extension Office

Pawnee County Extension Office
715 Broadway, Room 6 (Larned)
620-285-6901

Funeral Homes

Beckwith Mortuary Inc. & Monuments
916 Main Street (Larned)
620-285-2121

Head Start

Larned Head Start
1010 Broadway Street (Larned)
620-285-6860

Housing

Four Seasons Village
200 W 17th Street (Larned)
620-285-7425

Pawnee Plaza Housing Apartments
1801 Broadway Street (Larned)
620-285-6661

Prairie Vista
1100 West 16th Street (Larned)
620-285-8529

Housing Opportunities, Inc.
1313 Stone St, Great Bend, KS 67530
(620) 792-3299

Legal Services

Helvie & Cowell Law Office
412 Broadway Street (Larned)
620-285-7446

Martin Law Office
702 Broadway Street (Larned)
620-285-3813

Smith Burnett & Larson LLC
111 E 8th Street (Larned)
620-285-3157

Libraries, Parks, and Recreation

Burdett City Park
Michigan Avenue & Locust Street (Burdett)

Burgess Park
1120 W 7th Street (Larned)

Camp Criley Park
3rd Street & 4th Street (Garfield)

Camp Pawnee

2 miles west of Larned to Junction 264, ½ mile South

City of Larned Swimming Pool

100 W 1st Street (Larned)
620-285-8570

City Hall & Library

207 Elm Street (Burdett)
620-525-6279

Doerr Vernon Park & Tennis Courts

Carroll Avenue & Fort Larned Avenue (Larned)

Downey Park

North of Highway 56, Pawnee Street (Garfield)

Fort Larned National Historic Site

1767 KS Highway 156 (Larned)
620-285-6911

Jordaan Memorial Library

724 Broadway Street (Larned)
620-285-2876

Larned City Pond

South Main and Cleveland Street (Larned)

Larned Country Club

681 E 14th Street (Larned)
620-285-3935

Moffett Stadium & Tennis Courts

318 Mann Street (Larned)

Pawnee County Fairgrounds

1800 Fair Drive (Larned)

Rozel Ballpark

Tuttle Street & Edwards Avenue (Rozel)

Rozel Park

Grand Avenue & Main Street (Rozel)

Santa Fe Trail Center

1349 K 156 Hwy (Larned)

Schnack-Lowery Park

544 W 1st Street (Larned)

State Theatre of Larned

617 Broadway (Larned)

Tera Jordaan Memorial Park

1600 Toles (Larned)

Pregnancy Services

Adoption is a Choice
1-877-524-5614

Adoption Network
1-888-281-8054

Adoption Spacebook
1-866-881-4376

Graceful Adoptions
1-888-896-7787

Kansas Children's Service League
1-877-530-5275
www.kcsf.org

Pawnee County Health Department
715 Broadway, Courthouse (Larned)
620-285-6963
800-211-4401
www.kahd.org/pawnee

Public Information

Larned Area Chamber of Commerce
502 Broadway (Larned)
620-285-6916

Burdett City Hall & Library
207 Elm Street (Burdett)
620-525-6279

City of Garfield
217 3rd Street
620-569-2385

City of Rozel
105 Main Street (Rozel)
620-527-4399

Clerk of Pawnee County
715 Broadway Street, Courthouse (Larned)
620-285-3721

Larned City Hall
417 Broadway (Larned)
620-285-8500

Rape

Domestic Violence and Rape Hotline
1-888-874-1499

Family Crisis Center
1806 12th Street (Great Bend)
620-793-1885

Kansas Crisis Hotline
Manhattan
785-539-7935
1-800-727-2785

Social Security

Social Security Administration
1-800-772-1213
1-800-325-0778
www.ssa.gov

Transportation

Public Transportation Bus
Available for: doctor appointments, shopping,
general transportation use
Welcome Inn
114 W 4th Street (Larned)
620-285-3504

Volunteers In Action/RSVP
620-792-1614

State and National Information, Services, Support

Adult Protection

Adult Protection Services
1-800-922-5330
www.srskansas.org/SD/ees/adult.htm

Domestic Violence and Sexual Assault (DVACK)
1-800-874-1499
www.dvack.org

Elder Abuse Hotline
1-800-842-0078
www.elderabusecenter.org

Elder and Nursing Home Abuse Legal
www.resource4nursinghomeabuse.com/index.html

Kansas Coalition Against Sexual and Domestic Violence
1-888-END-ABUSE (363-2287)
www.kcsdv.org/resources.html

Kansas Department on Aging Adult Care Complaint Program
1-800-842-0078

National Center on Elder Abuse
(Administration on Aging)
www.ncea.gov/NCEA/root/Main_Site?Find_Help/Help_Hotline.aspx

National Domestic Violence Hotline
1-800-799-SAFE (799-7233)
1-800-787-3224 (TTY)
www.ndvh.org

National Sexual Assault Hotline
1-800-994-9662
1-888-220-5416 (TTY)
www.4women.gov/faq/sexualassault.htm

National Suicide Prevention Lifeline
1-800-273-8255

Poison Center
1-800-222-1222

Sexual Assault and Domestic Violence Crisis Line
1-800-701-3630

Social and Rehabilitation Services (SRS)
1-888-369-4777 (HAYS)
www.srskansas.org

Suicide Prevention Helpline
785-841-2345

Alcohol and Drug Treatment Programs

A 1 A Detox Treatment
1-800-757-0771

Recovery Connection 24/7 support
1-800-993-3869
1-800-511-9225

Abandon A Addiction
1-800-405-4810

Able Detox-Rehab Treatment
1-800-577-2481 (NATIONAL)

Abuse Addiction Agency
1-800-861-1768
www.thewatershed.com

AIC (Assessment Information Classes)
1-888-764-5510

Al-Anon Family Group
1-888-4AL-ANON (425-2666)
www.al-anon.alateen.org

Alcohol and Drug Abuse Hotline
1-800-ALCOHOL

Alcohol and Drug Abuse Services
1-800-586-3690
www.srskansas.org/services/alc-drug_assess.htm

Alcohol and Drug Addiction Treatment Programs
1-800-510-9435

Alcohol and Drug Helpline
1-800-821-4357

Alcoholism/Drug Addiction Treatment Center
1-800-477-3447

Kansas Alcohol and Drug Abuse Services Hotline
1-800-586-3690
www.srskansas.org/services/alc-drug_assess.htm

Mothers Against Drunk Driving
1-800-GET-MADD (438-6233)
www.madd.org

National Council on Alcoholism and Drug Dependence, Inc.
1-800-NCA-CALL (622-2255)
www.ncadd.org

Recovery Connection
www.recoveryconnection.org

Regional Prevention Centers of Kansas
1-800-757-2180
www.smokyhillfoundation.com/rpc-locate.html

Better Business Bureau

Better Business Bureau
328 Laura (Wichita)
316-263-3146
www.wichita.bbb.org

Children and Youth

Adoption
1-800-862-3678
www.adopt.org/

Boys and Girls Town National Hotline
1-800-448-3000
www.girlsandboystown.org

Child/Adult Abuse and Neglect Hotline
1-800-922-5330
www.srskansas.org/

Child Abuse Hotline
1-800-922-5330

Child Abuse National Hotline
1-800-422-4453
1-800-222-4453 (TDD)
www.childhelpusa.org/home

Child Abuse National Hotline
1-800-4-A-CHILD (422-4453)
www.childabuse.com

Child Find of America
1-800-426-5678

Child Help USA National Child Abuse Hotline
1-800-422-4453

Child Protective Services
1-800-922-5330
www.srskansas.org/services/child_protective_services.htm

HealthWave
P.O. Box 3599
Topeka, KS 66601
1-800-792-4884 1-800-792-4292 (TTY)
www.kansashealthwave.org

Heartspring (Institute of Logopedics)
8700 E. 29th N
Wichita, KS 67226
www.heartspring.org

Kansas Big Brothers/Big Sisters

1-888-KS4-BIGS

www.kshbbs.org**Kansas Children's Service League (Hays)**

785-625-2244

1-877-530-5275

www.kcsl.org**Kansas Department of Health and Environment**

785-296-1500

www.kdheks.govE-mail: info@kdheks.gov**Kansas Society for Crippled Children**

106 W. Douglas, Suite 900

Wichita, KS 67202

1-800-624-4530

316-262-4676

www.kssociety.org**National Runaway Switchboard**

1-800-RUNAWAY

www.1800runaway.org/**National Society for Missing and Exploited Children**

1-800-THE-LOST (843-5678)

www.missingkids.com**Parents Anonymous Help Line**

1-800-345-5044

www.parentsanonymous.org/paIndex10.html**Runaway Line**

1-800-621-4000

1-800-621-0394 (TDD)

www.1800runaway.org/**Talking Books**

1-800-362-0699

www.skyways.lib.ks.us/KSL/talking/ksl_bph.html**Community Action****Peace Corps**

1-800-424-8580

www.peacecorps.gov**Public Affairs Hotline (Kansas Corporation Commission)**

1-800-662-0027

www.kcc.state.ks.us**Counseling****Care Counseling**

Family counseling services for Kansas and Missouri

1-888-999-2196

Castlewood Treatment Center for Eating Disorders

1-888-822-8938

www.castlewoodtc.com**Catholic Charities**

1-888-468-6909

www.catholiccharitiessalina.org**Center for Counseling**

5815 W Broadway (Great Bend)

1-800-875-2544

Central Kansas Mental Health Center

1-800-794-8281

Will roll over after hours to a crisis number.

Consumer Credit Counseling Services

1-800-279-2227

www.kccccc.org/**Kansas Problem Gambling Hotline**

1-866-662-3800

www.ksmhc.org/Services/gambling.htm**National Hopeline Network**

1-800-SUICIDE (785-2433)

www.hopeline.com**National Problem Gambling Hotline**

1-800-552-4700

www.npqaw.org**Self-Help Network of Kansas**

1-800-445-0116

www.selfhelpnetwork.wichita.edu**Senior Health Insurance Counseling**

1-800-860-5260

www.agingkansas.org**Sunflower Family Services, Inc.**

(Adoption, crisis pregnancy, conflict solution center)

1-877-457-5437

www.sunflowerfamily.org**Disability Services****American Association of People with Disabilities (AAPD)**www.aapd.com**American Council for the Blind**

1-800-424-8666

www.acb.org**Americans with Disabilities Act Information Hotline**

1-800-514-0301

1-800-514-0383 (TTY)

www.ada.gov**Disability Advocates of Kansas, Incorporated**

1-866-529-3824

www.disabilitysecrets.com

Disability Group, Incorporated
1-888-236-3348
www.disabilitygroup.com

Disability Rights Center of Kansas (DRC)
Formerly Kansas Advocacy & Protective Services
1-877-776-1541
1-877-335-3725 (TTY)
www.drckansas.org

Hearing Healthcare Associates
1-800-448-0215

Kansas Commission for the Deaf and Hearing Impaired
1-800-432-0698
www.srskansas.org/kcdh

Kansas Relay Center (Hearing Impaired service)
1-800-766-3777
www.kansasrelay.com

National Center for Learning Disabilities
1-888-575-7373
www.nclld.org

National Library Services for Blind & Physically Handicapped
www.loc.gov/nls/
1-800-424-8567

Parmelee Law Firm
8623 E 32nd Street N, Suite 100 (Wichita)
1-877-267-6300

Environment

Environmental Protection Agency
1-800-223-0425
913-321-9516 (TTY)
www.epa.gov

Kansas Department of Health and Environment
Salina 785-827-9639
Hays 785-625-5663
Topeka 785-296-1500
www.kdheks.gov

Food and Drug

Center for Food Safety and Applied Nutrition
1-888-SAFEFOOD (723-3366)
www.cfsan.fda.gov/
www.healthfinder.gov/docs/doc03647.htm

US Consumer Product Safety Commission
1-800-638-2772
1-800-638-8270 (TDD)
www.cpsc.gov

USDA Meat and Poultry Hotline
1-888-674-6854
1-800-256-7072 (TTY)
www.fsis.usda.gov/

U.S. Food and Drug Administration
1-888-INFO-FDA
1-888-463-6332
www.fsis.usda.gov/

Poison Hotline
1-800-222-1222

Health Services

American Cancer Society
1-800-227-2345
www.cancer.org

American Diabetes Association
1-800-DIABETES (342-2383)
www.diabetes.org

AIDS/HIV Center for Disease Control and Prevention
1-800-CDC-INFO
1-888-232-6348 (TTY)
www.cdc.gov/hiv/

AIDS/STD National Hot Line
1-800-342-AIDS
1-800-227-8922 (STD line)

American Health Assistance Foundation
1-800-437-2423
www.ahaf.org

American Heart Association
1-800-242-8721
www.americanheart.org

American Lung Association
1-800-586-4872

American Stroke Association
1-888-4-STROKE
www.americanheart.org

Center for Disease Control and Prevention
1-800-CDC-INFO
1-888-232-6348 (TTY)
www.cdc.gov/hiv/

Elder Care Helpline
www.eldercarelink.com

Eye Care Council
1-800-960-EYES
www.seetolearn.com

Kansas Foundation for Medical Care
1-800-432-0407
www.kfmc.org

National Health Information Center
1-800-336-4797
www.health.gov/nhic

National Cancer Information Center
1-800-227-2345
1-866-228-4327 (TTY)
www.cancer.org

**National Institute on Deafness and Other
Communication Disorders Information**
Clearinghouse
1-800-241-1044
1-800-241-1055 (TTY)
www.nidcd.nih.gov

Hospice

Gentiva Hospice
620-664-5757

Hospice-Kansas Association
1-800-767-4965

**Kansas Hospice and Palliative Care
Organization**
1-888-202-5433
www.lifeproject.org/akh.htm

Southwind Hospice, Incorporated
www.southwindhospice.com
785-483-3161

Housing

Kansas Housing Resources Corporation
785-296-2065
www.housingcorp.org

**US Department of Housing and Urban
Development**
Kansas Regional Office
913-551-5462

Legal Services

Kansas Attorney General
1-800-432-2310 (Consumer Protection)
1-800-828-9745 (Crime Victims' Rights)
1-800-766-3777 (TTY)
www.ksag.org/

Kansas Bar Association
785-234-5696
www.ksbar.org

Kansas Department on Aging
1-800-432-3535
www.agingkansas.org/index.htm

Kansas Legal Services
1-800-723-6953
www.kansaslegalservices.org

Southwest Kansas Area Agency on Aging
240 San Jose Drive
Dodge City, KS 67801
(316) 225-8230
<http://www.swkasa.org/>

Medicaid Services

First Guard
1-888-828-5698
www.firstguard.com

Kansas Health Wave
1-800-792-4884 or 1-800-792-4292 (TTY)
www.kansashealthwave.org

Kansas Medical Assistance Program
Customer Service
1-800-766-9012
www.kmpa-state-ks.us/

Medicare Information
1-800-MEDICARE
www.medicare.gov

**U.S. Department of Health and Human
Services**
Centers for Medicare and Medicaid Services
1-800-MEDICARE (1-800-633-4227) or
1-877-486-2048 (TTY)
www.cms.hhs.gov

Mental Health Services

Alzheimer's Association
1-800-272-3900 or 1-866-403-3073 (TTY)
www.alz.org

**Developmental Services of Northwest
Kansas**
1-800-637-2229

Kansas Alliance for Mentally Ill (Topeka, KS)
785-233-0755
www.namikansas.org

Make a Difference
1-800-332-6262

Mental Health America
1-800-969-6MHA (969-6642)

**National Alliance for the Mentally Ill
Helpline**
1-800-950-NAMI (950-6264) or 703-516-7227
(TTY)
www.nami.org

National Institute of Mental Health
1-866-615-6464 or 1-866-415-8051 (TTY)
www.nimh.nih.gov

National Library Services for Blind and Physically Handicapped

1-800-424-8567
www.loc.gov/nls/music/index.html

National Mental Health Association

1-800-969-6642
1-800-433-5959 (TTY)
www.nmha.org

State Mental Health Agency

KS Department of Social and Rehabilitation Services
915 SW Harrison Street
Topeka, KS 66612
785-296-3959
www.srskansas.org

Suicide Prevention Hotline

1-800-SUICIDE [784-2433]
www.hopeline.com

Nutrition

American Dietetic Association

1-800-877-1600
www.eatright.org

American Dietetic Association Consumer Nutrition Hotline

1-800-366-1655

Department of Human Nutrition

Kansas State University
119 Justin Hall
Manhattan, KS 66506
785-532-5500
www.humec.k-state.edu/hn/

Eating Disorders Awareness and Prevention

1-800-931-2237
www.nationaleatingdisorders.org

Food Stamps

Kansas Department of Social and Rehabilitation Services (SRS)
1-888-369-4777 or Local SRS office
www.srskansas.org/ISD/ees/food_stamps.htm

Kansas Department of Health and Environment

1000 SW Jackson, Suite 220
Topeka, KS 66612
785-296-1320
www.kdheks.gov/news-wlc/index.html

Road and Weather Conditions

Kansas Road Conditions

1-866-511-KDOT
511
www.ksdot.org

Senior Services

Alzheimer's Association

1-800-487-2585

American Association of Retired Persons (AARP)

1-888-OUR-AARP (687-2277)
www.aarp.org

Americans with Disabilities Act Information Line

1-800-514-0301 or 1-800-514-0383 (TTY)
www.usdoj.gov/crt/ada

American Association of Retired Persons

1-888-687-2277
www.aarp.org

Area Agency on Aging

1-800-432-2703

Eldercare Locator

1-800-677-1116
www.eldercare.gov/eldercare/public/home.asp

Home Buddy

1-866-922-8339
www.homebuddy.org

Home Health Complaints

Kansas Department of Social and Rehabilitation Services (SRS)
1-800-842-0078

Kansas Advocates for Better Care Inc.

Consumer Information
1-800-525-1782
www.kabc.org

Kansas Department on Aging

1-800-432-3535 or 785-291-3167 (TTY)
www.agingkansas.org/index.htm

Kansas Foundation for Medical Care, Inc.

Medicare Beneficiary Information
1-800-432-0407

Kansas Tobacco Use Quitline

1-866-KAN-STOP (526-7867)
www.kdheks.gov/tobacco/cessation.html

Older Kansans Employment Programs (OKEP)

785-296-7842
www.kansascommerce.com

Older Kansans Hotline

1-800-742-9531

Older Kansans Information Reference

Sources on Aging (OKIRSA)
1-800-432-3535

Senior Health Insurance Counseling for Kansas
1-800-860-5260
www.agingkansas.org/SHICK/shick_index.html

SHICK
1-800-860-5260
www.agingkansas.org/SHICK

Social Security Administration
785-296-3959 or 785-296-1491 (TTY)
www.srskansas.org

SRS Rehabilitation Services Kansas
785-296-3959
785-296-1491 (TTY)
www.srskansas.org

Suicide Prevention

Suicide Prevention Services
1-800-784-2433
www.spsfv.org

Veterans

Federal Information Center
1-800-333-4636
www.FirstGov.gov

U.S. Department of Veterans Affairs
1-800-513-7731
www.kcva.org

Education (GI Bill)
1-888-442-4551

Health Resource Center
1-877-222-8387

Insurance Center
1-800-669-8477

Veteran Special Issue Help Line
Includes Gulf War/Agent Orange
Helpline
1-800-749-8387

U.S. Department of Veterans Affairs

Mammography Helpline
1-888-492-7844

Other Benefits
1-800-827-1000

Memorial Program Service [includes
status of headstones and markers]
1-800-697-6947

**Telecommunications Device for the
Deaf/Hearing Impaired**
1-800-829-4833 (TTY)
www.vba.va.gov

Veterans Administration

Veterans Administration Benefits
1-800-669-8477

Life Insurance
1-800-669-8477

Education (GI Bill)
1-888-442-4551

Health Care Benefits
1-877-222-8387

**Income Verification and Means
Testing**
1-800-929-8387

Mammography Helpline
1-888-492-7844

Gulf War/Agent Orange Helpline
1-800-749-8387

Status of Headstones and Markers
1-800-697-6947

**Telecommunications Device for the
Deaf**
1-800-829-4833
www.vba.va.gov

Benefits Information and Assistance
1-800-827-1000

Debt Management
1-800-827-0648

Life Insurance Information and Service
1-800-669-8477

Welfare Fraud Hotline

Welfare Fraud Hotline
1-800-432-3913

V. Detail Exhibits

[VVV Research & Development, LLC]

Patient Origin & Access

[VW Research & Development, LLC]

#	KS Hospital Assoc PO103	Pawnee County IP 2015			Trend
		FFY2012	FFY2013	FFY2014	
1	Total Discharges	646	716	677	
2	Total IP Discharges-Age 0-17 Ped	25	22	16	
3	Total IP Discharges-Age 18-44	67	79	77	
4	Total IP Discharges-Age 45-64	148	204	174	
5	Total IP Discharges-Age 65-74	103	123	122	
6	Total IP Discharges-Age 75+	192	200	176	
7	Psychiatric	30	34	25	
8	Obstetric	40	27	46	
9	Surgical %	24.5%	23.3%	21.9%	
#	KS Hospital Assoc PO103	Pawnee Valley Comm Hosp (only)			Trend
		FFY2012	FFY2013	FFY2014	
1	Total Discharges	167	204	200	
2	Total IP Discharges-Age 0-17 Ped	0	5	1	
3	Total IP Discharges-Age 18-44	6	18	26	
4	Total IP Discharges-Age 45-64	36	50	50	
5	Total IP Discharges-Age 65-74	24	37	34	
6	Total IP Discharges-Age 75+	95	88	86	
7	Psychiatric	6	6	3	
8	Obstetric	0	0	0	
9	Surgical %	NA	NA	NA	
#	Kansas Hospital AssocOP TOT223E	FFY2012	FFY2013	FFY2014	Trend
2	ER Market Share - Pawnee Valley	88.0%	89.9%	92.7%	
4	OPS Market Share - Pawnee Valley	19.0%	17.0%	17.6%	
6	Total OP Market Share - Pawnee Valley	75.4%	76.6%	77.7%	

Town Hall Attendees Notes & Feedback

[VW Research & Development, LLC]

Pawnee County, KS Town Hall Roster N=63

Date: 03/12/15			
First	Last	Organization	Address/City/ST/Zip
Bill & June	Barger	School Board & PVCH Foundation Trustee	221 Corse Avenue, Larned, KS 67550
Kendra	Barker	PVCH Nursing Director	923 Carroll Avenue, Larned, KS 67550
Kyle	Beckwith	Larned Area Chamber of Commerce	315 Rush Street, Larned, KS 67550
Marilyn	Bell	Former PVCH Nurse	323 W. 6th, Larned, KS 67550
Bethann	Black	First United Methodist - Larned & Garfield	701 Main, Larned, KS 67550
Kathy	Bowman	Pawnee County Commissioner	627 80th Ave, Larned, KS 67550
Julie	Bugner-Smith	United Way Executive Director	1125 Williams, Great Bend, KS 67530
Donald & DeAnn	Burnett	CHC Member/Attorney	PO Box 360, Larned, KS 67550
Meribeth	Busenbark	PVCH Foundation Trustee	533 W. 4th Street, Larned, KS 67550
Gary	Caplinger	Pawnee County Commissioner	P.O. Box 91, 1023 W 7th, Larned, KS 67550
Paul	Carrington	PVCH CNO	923 Carroll Avenue, Larned, KS 67550
Kale	Enway	Larned Community	1504 R. Rd, Larned, KS 67550
Del	Fischer	Clock Realty	615 Broadway, Larned, KS 67550
Jon	Flint	USD 495 Superintendent	323 State, Larned, KS 67550
Jim	Forrest	Welcome Inn Senior Center BofD	1628 L. Road, Larned, KS 67550
Mike	Gillmore	Tiller & Toller	115 W. 5th, Larned, KS 67550
Tina	Gladow	Pawnee Valley Community Hospital	923 Carroll Ave, Larned, KS 67550
Kathy	Glaze	Home Health Assistance	1575 150th Ave, Larned, KS 67550
Gary & Faye	Grandy	Royal Community	2635 Q Road, Royal, KS 67574
Carolyn	Haas		
John	Haas	PVCH Board Member	516 W 17th St, Larned, KS 67550
Barbara	Hammond	Larned City Council	903 Toles, Larned, KS 67550
Jay	Harnaza	USD 495 School Board Member	1367 100th Ave, Larned, KS 67550
Layton	Hein	Angels Care Home Health	1506 Vine Street, Hays, KS 67601
Linda	Henderson	PVCH Foundation Director & PVCH Mkt. Director	304 Anne, Larned, KS 67550
John	Hughes	PVCH Administrator	923 Carroll Avenue, Larned, KS 67550
Jeanette	Johnson	Larned High School Counselor	815 Corse, Larned, KS 67550
Kara	Keenan, ARNP	Pawnee Valley Medical Associates	407 Heath, Kinsley, KS 67547
Scott	King	Pawnee County Sheriff	116 W 8th St, Larned, KS 67550
Dr. Tom	Kinlen	Larned State Hospital	1301 KS Hwy 264, Larned, KS 67550
Rita	Kurtz	Car Auction & Real Estate	P.O. Box 300, Larned, KS 67550
Brenda	Langdon	Pawnee Valley Community Hospital	923 Carroll Ave, Larned, KS 67550
Troy	Langdon	Larned High School Principal	815 Corse, Larned, KS 67550
Sharon	Lessard	USD 495 School Board Member	1124 W 7th St, Larned, KS 67550
Deborah	Lewis	Community Hospital Committee President	P.O. Box 305, 409 W. 5th, Larned, KS 67550
Leroy	Lyon	USD 495 School Board Member	
Lane	Massey	City of Larned Administrator	417 Broadway, Larned, KS 67550
Shannon	Massey	Pawnee Valley Medical Associates	923 Carroll Ave, Larned, KS 67550
Doug	McVitt	Center for Counseling	581 S Broadway, Great Bend, KS 67530
Burke	Pelton	Burdett City Council	501 Iowa Street, Burdett, KS 67523
Donna	Pelton	Pawnee County Commissioner	3529T Rd, Burdett, KS 67523
Kevin	Reece		
Robin	Ratha	Pawnee County Health Dept	715 Broadway, Larned, KS 67550
Dr. David	Sanger	Pawnee Valley Medical Associates	1006 Eagle Court, Larned, KS 67550
Ruth	Searlight	Pawnee County Clerk	615 W. 5th, Larned, KS 67550
John	Settle	Pawnee County Attorney	715 Broadway, Larned, KS 67550
LeAnn	Simmons	Larned Community	515 Kansas St, Larned, KS 67550
Jack	Singer	Clergy	531 W 6th, Larned, KS 67550
Cindi	Smith	USD 495 School Nurse	1604 State, Larned, KS 67550
Laura	Smith	County Living of Larned	710 W. 9th Street, Larned, KS 67550
Charles	Spina	Former City Council & Prairie Villa Manager	224 W 12th St, Larned, KS 67550
Shane	Sundahl	Larned Middle School Principal	904 Corse Avenue, Larned, KS 67550
Christy	Tustin	Golden Belt Foundation	1307 Williams Street, Great Bend, KS 67530
Ed	Ummel	Garfield City Council	PO Box 107, Garfield, KS 67529
Lindsay	VanSickle	Chiropractor	606 Topeka, Larned, KS 67550
Mike	Velder	Diversicare of Larned	1114 W. 11th, Larned, KS 67550
Mark	Wagner	Pawnee County Emergency Manager	715 Broadway, Larned, KS 67550
Kathy	Weaver	Central KS Respiratory Therapy	117 W 6th St, Larned, KS 67550
Jan	Westfall	Genesis Hospice	Great Bend, KS 67530
Lewis	Young	PVCH Foundation Trustee	816 W. 5th, Larned, KS 67550

Pawnee County Community Health Needs Assessment Meeting Notes

03.12.15

n=63

TAB 1: Demographic Profile

- Looking into a Veteran's Program right now
- 1 Doctor in the house

TAB 5: Hospitalization & Provider Profile

- Doing a lot of Cataracts and Dental surgery right now

TAB 8: Uninsured Profile

- Only have noticed a few from the Exchange
- Have noticed they don't want to enroll and prefer to pay in cash/do without care

TAB 10: Preventative Quality Measure Profile

- Public health is helping with the high Infants Fully Immunized score
- Also administering a good amount of flu shots

STRENGTHS:

- Hospital Services and Access
- Community Involvement
- Public Health
- Outpatient Services
- Four young family doctors under 50
- Physical Therapy
- Good Regional Relationship
- School Health
- Ambulance Service
- Clinic Access
- Youth Recreation Activities
- Positive Collaboration between Stakeholders
- Access to Exercise
- Sleep Lab
- Active Minister Alliance
- Quality Law Enforcement
- Good Food Pantry
- Good School System
- Better Imaging and Lab
- Safe Environment
- Visiting Specialists
- Community Garden
- Excellent Fire Department

- Community Leadership
- Hospital Staff

WEAKNESSES:

- More Specialists (Breast Care, Oncology, Pediatrics, OB, Blood/Diabetes)
- Oncology Treatment
- Drug/Alcohol Abuse
- Dental
- Awareness of HC Services
- Access to Mental Health
- Healthy Food Options
- Public Transportation
- Nutrition Education
- Improved Child Care
- Access to Home Health/Hospice
- Exercise Facilities
- Wellness Options
- Air Quality (Feed Lot)
- Dementia/Nursing Home Facilities

Public Notice & Invitation

[VW Research & Development, LLC]

Round #2 Community Health Needs Assessment – Pawnee Valley Community Hospital

Media Release: 01/26/2015

Over the next three months, Pawnee Valley Community Hospital will be updating the 2012 Pawnee County (Larned, KS) Community Health Needs Assessment (CHNA). *(Note: This assessment update is a follow-up to meet final IRS regulations released on 01/02/2015, requiring all 501(c)(3) hospitals to conduct a community health needs assessment and adopt an implementation strategy at least once every three years).*

The goal of this assessment update is to understand progress in addressing community health needs cited in the 2012 CHNA report and to collect up-to-date community health perceptions. To accomplish this work, a short online survey has been developed:

<https://www.surveymonkey.com/s/Pawnee15>

All community residents and business leaders are encouraged to **complete the 2015 online CHNA survey by Tuesday 2/24** and to attend the upcoming scheduled **Town Hall on March 12th from 11:30-1pm at Glory Be**. "We hope that the community and health professionals will take advantage of this opportunity to provide input into the future of healthcare delivery in our county," comments John Hughes, CEO.

Vince Vandelaar, MBA (VVV Research & Development, LLC, an independent research firm from Olathe, Kansas) has been retained to conduct this countywide research. If you have any questions about CHNA activities, please call 620-285-3161.

From:CEO

Date: February 2015

To: Community Leaders, Providers and Hospital Board and Staff

Subject: CHNA Round #2 Online Survey 2015

Pawnee Valley Memorial Hospital is partnering with other community health providers to update the 2012 Community Health Needs Assessment. (*Note:* This assessment update is a follow-up to meet final IRS regulations released on 01/02/2015, requiring all 501(c)(3) hospitals to conduct a Community Health Needs Assessment and adopt an implementation strategy at least once every three years).

Your feedback and suggestions regarding community health delivery are very important to collect in order to complete the 2015 Community Health Needs Assessment and implementation plan updates.

To accomplish this work, a short online survey has been developed:

<https://www.surveymonkey.com/s/Pawnee15>

CHNA Round #2 due date for survey completion is Tuesday, February 24th. All responses are confidential. Thank you in advance for your time and support in participating with this important request.

Sincerely,
John Hughes
CEO



Community Health Needs Assessment

Community Town Hall Meeting

Pawnee Valley Community Hospital and
Pawnee County Public Health Dept.
will be sponsoring a
Town Hall Meeting on Thursday March 3rd, 2015
from 11:30 to 1:00 p.m.
at Glory Be

Public is invited to attend.
A light lunch will be provided

Please join us for this opportunity to share your opinions
& suggestions to improve health care delivery
in Pawnee County, KS.

Thank you in advance for your participation.

YOUR Logo

Date: Feb 13, 2015

Dear Community Member,

You may have heard that Pawnee Valley Community Hospital is partnering with other healthcare providers to perform a Community Health Needs Assessment. We need your input on the current state of health delivery in our community and your thoughts on the most important health needs that our community needs to address.

On Thursday March 12th, you are invited to attend a Pawnee County Town Hall meeting. We have retained the services Vince Vandelaar of VV Research and Development, LLC from Olathe, KS, to facilitate this meeting and prepare our report.

Your input is valuable, and will be incorporated into our final report. Please join us on Thursday, March 12th, from 11:30-1:00 pm at Glory Be. A light meal will be served starting at 11am.

We look forward to seeing you at the Town Hall meeting, and appreciate your input.

Sincerely,

John Hughes
CEO

Detail Primary Research Primary Service Area

[VWV Research & Development, LLC]

Community Health Needs Assessment

Round #2 Community Feedback

Methodology

A community feedback survey was created on behalf of the CHNA client to gather PSA stakeholder feedback on health perception and progress in addressing previous CHNA community needs. All community residents were encouraged to take the survey online by entering the following address into personal browser:
<https://www.surveymonkey.com/s/Pawnee15>. In addition, an invite letter was sent to all PSA stakeholders (i.e. Schools, County, City, Clergy, Public Health Leaders).

Below is a summary of public response:

CHNA Round #2 Feedback 2015 - NORMS			
9. For reporting purposes, are you involved in or are you a	NW Alliance (Opt C 8) %	Pawnee Co N=287	Trend
Board Member -Local	1.7%	3.9%	
Business / Merchant	2.3%	6.6%	
Case Manager / Discharge	0.2%	0.2%	
Civic Club / Chamber	1.9%	5.1%	
Charitable Foundation	1.3%	2.7%	
Clergy / Congregational Leader	0.4%	1.2%	
College / University	0.5%	1.5%	
Consumer Advocate	0.4%	0.7%	
Consumers of Health Care	3.5%	8.3%	
Dentist	0.0%	0.0%	
Economic Development	0.6%	1.0%	
Education Official / Teacher	3.5%	16.8%	
Elected Official - City / County	0.8%	1.9%	
EMS / Emergency	0.4%	0.0%	
Farmer / Rancher	1.7%	3.2%	
Health Department	0.6%	1.2%	
Hospital	5.1%	6.3%	
Housing / Builder	0.2%	0.5%	
Insurance	0.4%	0.5%	
Labor	0.6%	2.4%	
Law Enforcement	0.2%	0.2%	
Low Income / Free Clinics	0.3%	1.2%	
Mental Health	0.8%	1.7%	
Nursing	3.7%	4.9%	
Other Health Professional	1.9%	4.4%	
Parent / Caregiver	5.5%	16.1%	
Pharmacy	0.2%	0.2%	
Physician (MD / DO)	0.0%	0.0%	
Physician Clinic	0.6%	1.0%	
Press (Paper, TV, Radio)	0.1%	0.2%	
Senior Care / Nursing Home	0.4%	0.5%	
Social Worker	0.2%	0.5%	
Veteran	0.9%	1.5%	
Welfare / Social Service	0.0%	0.2%	
Other (Please note below)	1.4%	3.4%	
TOTAL	100.0%	100.0%	

CHNA Round #2 Survey 2015 - Pawnee Co KS

Let Your Voice Be Heard!

This Community Health Needs Assessment is being conducted in partnership with other area health providers. Feedback from this survey will identify current health issues in our community. Participation is voluntary and all answers will be kept confidential.

All CHNA Round #2 feedback is due by Tuesday, February 24, 2015. Thank you for your participation.

Part I: Introduction

1. Three years ago a Community Health Needs Assessment was completed. This assessment identified a number of health needs for our community. Today we are updating this assessment and would like to know how you rate the "Overall Quality" of healthcare delivery in our community?

	Very Good	Good	Fair	Poor	Very Poor
Health Rating	<input type="radio"/>	<input type="radio"/>	<input type="radio"/>	<input type="radio"/>	<input type="radio"/>

2. Are there healthcare services in your community / neighborhood that you feel need to be improved and / or changed? (Please be specific)

CHNA Round #2 Survey 2015 - Pawnee Co KS

3. From our last Community Health Needs Assessment (2012), a number of health needs were identified as a priority. Are any of these 2012 CHNA needs still an "ongoing problem" in our community?

	Not a problem anymore	Somewhat of a Problem	Still a Problem
Wellness Options	<input type="radio"/>	<input type="radio"/>	<input type="radio"/>
Public Awareness of HC Services	<input type="radio"/>	<input type="radio"/>	<input type="radio"/>
Mental Health / Counseling	<input type="radio"/>	<input type="radio"/>	<input type="radio"/>
Public Transportation for healthcare	<input type="radio"/>	<input type="radio"/>	<input type="radio"/>
Cancer Services	<input type="radio"/>	<input type="radio"/>	<input type="radio"/>
Nutritional Education	<input type="radio"/>	<input type="radio"/>	<input type="radio"/>
Home Health / Hospice options	<input type="radio"/>	<input type="radio"/>	<input type="radio"/>
Dental Services for Uninsured	<input type="radio"/>	<input type="radio"/>	<input type="radio"/>
OB Services	<input type="radio"/>	<input type="radio"/>	<input type="radio"/>
Healthy Eating Options	<input type="radio"/>	<input type="radio"/>	<input type="radio"/>

4. Which 2012 CHNA health needs are most pressing TODAY for improvement? (Please Check Top 3 Needs)

- | | |
|---------------------------------------------------------------|--------------------------------------------------------|
| <input type="checkbox"/> Wellness Options | <input type="checkbox"/> Nutritional Education |
| <input type="checkbox"/> Public Awareness of HC Services | <input type="checkbox"/> Home Health / Hospice options |
| <input type="checkbox"/> Mental Health / Counseling | <input type="checkbox"/> Dental Services for Uninsured |
| <input type="checkbox"/> Public Transportation for healthcare | <input type="checkbox"/> OB Services |
| <input type="checkbox"/> Cancer Services | <input type="checkbox"/> Healthy Eating Options |

CHNA Round #2 Survey 2015 - Pawnee Co KS

5. How would our community rate each of the following ? (Check one box per row)

	Very Good	Good	Fair	Poor	Very Poor	N/A
Ambulance Services	<input type="radio"/>	<input type="radio"/>	<input type="radio"/>	<input type="radio"/>	<input type="radio"/>	<input type="radio"/>
Child Care	<input type="radio"/>	<input type="radio"/>	<input type="radio"/>	<input type="radio"/>	<input type="radio"/>	<input type="radio"/>
Chiropractors	<input type="radio"/>	<input type="radio"/>	<input type="radio"/>	<input type="radio"/>	<input type="radio"/>	<input type="radio"/>
Dentists	<input type="radio"/>	<input type="radio"/>	<input type="radio"/>	<input type="radio"/>	<input type="radio"/>	<input type="radio"/>
Emergency Room	<input type="radio"/>	<input type="radio"/>	<input type="radio"/>	<input type="radio"/>	<input type="radio"/>	<input type="radio"/>
Eye Doctor / Optometrist	<input type="radio"/>	<input type="radio"/>	<input type="radio"/>	<input type="radio"/>	<input type="radio"/>	<input type="radio"/>
Family Planning Services	<input type="radio"/>	<input type="radio"/>	<input type="radio"/>	<input type="radio"/>	<input type="radio"/>	<input type="radio"/>
Home Health	<input type="radio"/>	<input type="radio"/>	<input type="radio"/>	<input type="radio"/>	<input type="radio"/>	<input type="radio"/>
Hospice	<input type="radio"/>	<input type="radio"/>	<input type="radio"/>	<input type="radio"/>	<input type="radio"/>	<input type="radio"/>

6. How would our community rate of the following? (Check one box per row) CONT..

	Very Good	Good	Fair	Poor	Very Poor	N/A
Inpatient Services	<input type="radio"/>	<input type="radio"/>	<input type="radio"/>	<input type="radio"/>	<input type="radio"/>	<input type="radio"/>
Mental Health Services	<input type="radio"/>	<input type="radio"/>	<input type="radio"/>	<input type="radio"/>	<input type="radio"/>	<input type="radio"/>
Nursing Home	<input type="radio"/>	<input type="radio"/>	<input type="radio"/>	<input type="radio"/>	<input type="radio"/>	<input type="radio"/>
Outpatient Services	<input type="radio"/>	<input type="radio"/>	<input type="radio"/>	<input type="radio"/>	<input type="radio"/>	<input type="radio"/>
Pharmacy	<input type="radio"/>	<input type="radio"/>	<input type="radio"/>	<input type="radio"/>	<input type="radio"/>	<input type="radio"/>
Primary Care	<input type="radio"/>	<input type="radio"/>	<input type="radio"/>	<input type="radio"/>	<input type="radio"/>	<input type="radio"/>
Public Health Dept.	<input type="radio"/>	<input type="radio"/>	<input type="radio"/>	<input type="radio"/>	<input type="radio"/>	<input type="radio"/>
School Nurse	<input type="radio"/>	<input type="radio"/>	<input type="radio"/>	<input type="radio"/>	<input type="radio"/>	<input type="radio"/>
Visiting Specialists	<input type="radio"/>	<input type="radio"/>	<input type="radio"/>	<input type="radio"/>	<input type="radio"/>	<input type="radio"/>

7. Over the past 2 years, did you or do you know someone who received health care services outside of our community?

- ☐ Yes
☐ No
☐ Don't know

If yes, please specify the healthcare services received

CHNA Round #2 Survey 2015 - Pawnee Co KS

8. Are there any other health needs (from list below) that we need to discuss at our upcoming CHNA Town Hall meeting? Please check ALL that "need to be on our agenda".

- | | | |
|--------------------------------------------------|------------------------------------------------------|-----------------------------------------------------------------|
| <input type="checkbox"/> Abuse / Violence | <input type="checkbox"/> Mental Illness | <input type="checkbox"/> Suicide |
| <input type="checkbox"/> Alcohol | <input type="checkbox"/> Nutrition | <input type="checkbox"/> Teen Pregnancy |
| <input type="checkbox"/> Cancer | <input type="checkbox"/> Obesity | <input type="checkbox"/> Tobacco Use |
| <input type="checkbox"/> Diabetes | <input type="checkbox"/> Ozone (Air) | <input type="checkbox"/> Vaccinations |
| <input type="checkbox"/> Drugs / Substance Abuse | <input type="checkbox"/> Physical Exercise | <input type="checkbox"/> Water Quality |
| <input type="checkbox"/> Family Planning | <input type="checkbox"/> Poverty | <input type="checkbox"/> Wellness Education |
| <input type="checkbox"/> Heart Disease | <input type="checkbox"/> Respiratory Disease | <input type="checkbox"/> Some Other Need (please specify below) |
| <input type="checkbox"/> Lead Exposure | <input type="checkbox"/> Sexual Transmitted Diseases | |

Other (please specify)

Demographics

9. For reporting purposes, are you involved in or are you a (Check all that apply)

- | | | |
|---------------------------------------------------------|-----------------------------------------------------------|-----------------------------------------------------|
| <input type="checkbox"/> Board Member -Local | <input type="checkbox"/> Elected Official - City / County | <input type="checkbox"/> Other Health Professional |
| <input type="checkbox"/> Business / Merchant | <input type="checkbox"/> EMS / Emergency | <input type="checkbox"/> Parent / Caregiver |
| <input type="checkbox"/> Case Manager / Discharge | <input type="checkbox"/> Farmer / Rancher | <input type="checkbox"/> Pharmacy |
| <input type="checkbox"/> Civic Club / Chamber | <input type="checkbox"/> Health Department | <input type="checkbox"/> Physician (MD / DO) |
| <input type="checkbox"/> Charitable Foundation | <input type="checkbox"/> Hospital | <input type="checkbox"/> Physician Clinic |
| <input type="checkbox"/> Clergy / Congregational Leader | <input type="checkbox"/> Housing / Builder | <input type="checkbox"/> Press (Paper, TV, Radio) |
| <input type="checkbox"/> College / University | <input type="checkbox"/> Insurance | <input type="checkbox"/> Senior Care / Nursing Home |
| <input type="checkbox"/> Consumer Advocate | <input type="checkbox"/> Labor | <input type="checkbox"/> Social Worker |
| <input type="checkbox"/> Consumers of Health Care | <input type="checkbox"/> Law Enforcement | <input type="checkbox"/> Veteran |
| <input type="checkbox"/> Dentist | <input type="checkbox"/> Low Income / Free Clinics | <input type="checkbox"/> Welfare / Social Service |
| <input type="checkbox"/> Economic Development | <input type="checkbox"/> Mental Health | <input type="checkbox"/> Other (Please note below) |
| <input type="checkbox"/> Education Official / Teacher | <input type="checkbox"/> Nursing | |

Other (please specify)

***10. What is your home zip code?**